



Cable Car Quilters Guild

Dubuque, IA



Meets every 3rd Monday of each month (except December) at Holy Trinity Lutheran Church in the Fellowship Hall (lower level). • 1755 Delhi St. Starts at 7pm.

Vol 30

May 2011

No 5

Prose from your President

Karen Cowell

Are you tired of hearing about my challenges yet? Believe me, these last few days have not been inspirations but challenges.

It all started with struggling with the mystery quilt—cutting the strips the wrong way. Good thing I bought extra material. Then I started on my jewel box quilt and made another mistake on cutting my triangles—again it is a good thing I bought extra material. Then I put some of the squares in the wrong position and had to do some seam ripping. So by now I am p---ed (can't swear) so I gave up for awhile and took a walk, come back and had a glass of wine. The next day things are looking up. Things seem—to be working out well.

I have learned a few things—read the instructions well, take your time, enjoy no matter what and we all learn from our mistakes. I have also figured out how my stash keeps increasing. But you know what—I am still enjoying myself.

Guild Meeting is Monday May 16

Barb Brockett

May brings us another fabulous program with Joyce Mori and her trunk show. We will follow up with our first workshop of the year the next morning, May 17, from 9am - noon. we still have some empty spots and the cost is \$20. I have a supply list if you need it. Just call or e-mail me.

Quilt Show 2012 Update

Barb Mills

Thanks again to all who volunteered to be committee chairmen! We now have a full roster and things are well under way!

We are going to have a boutique at the show, featuring new, hand-made quilt-related items, and I'd like to pass on a great idea Ann Mauritzson had. Look at those UFOs you may feel too guilty to throw out, and see if you can turn them into an item that you could sell at the boutique! It's a win-win-win situation—someone can buy an item they'd like to have or use as a gift, the guild makes some money off the sale, and you can make some money to go buy something you would like from our vendors! I was thinking the same thing about class projects I've started. I took the class, enjoyed it and learned a new technique, but now I look at the partially finished block or item and think, I don't really need or want this. Turn those blocks into pillows, tablerunners or tote bags and sell them! If you have questions, talk to committee chair Barb Brockett.



Guess Where We Were?

Story on page 5



AQS Quilt Show 2011

Reminders Check List

- ✓ Swap Club (17)
6-inch squares of Peach colored fabric

April 25, 2011 CCQG Board Minutes

Submitted by Jean Rienets, Secretary

Board members present: Karen Cowell, Bert Walker, Barb Brockett, Jean Rienets, Barb Orfield, Karen Demaree Barb Mills.

Absent: Elaine Mitchell, Christina Putnam

The meeting was called to order at 6:30 p.m. by President Karen Cowell.

Minutes from March 2011 meeting were approved as read.

The treasurer's report prepared by Elaine Mitchell, was presented by Barb Brockett. The report was approved as presented.

Quilt show committee chair positions are complete. Members may sign up at guild to volunteer to work on the various committees. Next meeting is at 6:15 p.m. prior to the May guild meeting.

Next board meeting May 19th, 6:30 p.m. (church unavailable 5/18).

Meeting adjourned.

Librarian

Mary Naumanhas has a new email address
86gad10@q.com

Fundraising

Karen Demaree has a new phone number
608-348-9054

Rubyheart and Co.



Statler Stitcher
Longarm machine quilting . . .

Quilted with TLC 

Natalie Hosch Phone 563-599-6560



Hidden Quilts

Carol Long

915B East Mineral Street • Platteville, WI 53818

Quilt Fabric • Patterns • Notions • Classes

Tues–Fri 10 am–6 pm • Sat 10 am–4 pm

608-348-4977

April Membership

Christine Putman

Please don't forget to sign in!

Make sure your address and e-mail is correct to receive your newsletter.

Attendance: 64 members

New Members: 2

Guest: 3

Paid members to date: 85 members

New Member:

Joyce M. Dick 1460 S. Grandview Ave
Dubuque IA 52003 jmda1460@aol.com

Jackie Goodrich 2185 Yorktown Rd Dubuque
IA 52002 autofruit1@yahoo.com

Get Involved, Make New Friends and Have Fun!!



Treasurer Report

Elaine Mitchell

March 2011

Beginning Balance	\$2,009.46
Income	\$4,027.18
Expenses	\$195.52
Ending Balance	\$5,841.12
CD's	\$11,104.94

Newsletter Information

Barb Manders

All information for the newsletter is due to the editor by the first of each month that it is to be published. The same for ad copy. Thanks.



SPOOLS-N-JEWELS

A unique quilt, bead and gift shop

Open: Mon. 10-5

Tues. 6-8

Wed. 10-5

Thurs. 10-7

Fri. 10-5

Sat. 9-2

224 1st Ave W, Cascade, IA

Carol Coyle—Owner **563-852-7765**

The weather is nicer, the city is greening up, and yard work will soon begin. Of course, I live in an apartment downtown and don't have a yard to worry about. But I do like the idea of taking my hand quilting out to the deck to enjoy some afternoon sunshine. May brings us another fabulous program with Joyce Mori and her trunk show. We will follow up with our first workshop of the year the next morning, May 17, from 9am–noon. We still have some empty spots and the cost is \$20. I have a supply list if you need it. Just call or e-mail me.

June meeting

We will have *mini-workshops, or tech classes*. You don't need any supplies and you will receive take-home handouts of each of the lessons. Lots of neat ideas from some of our own.

July meeting

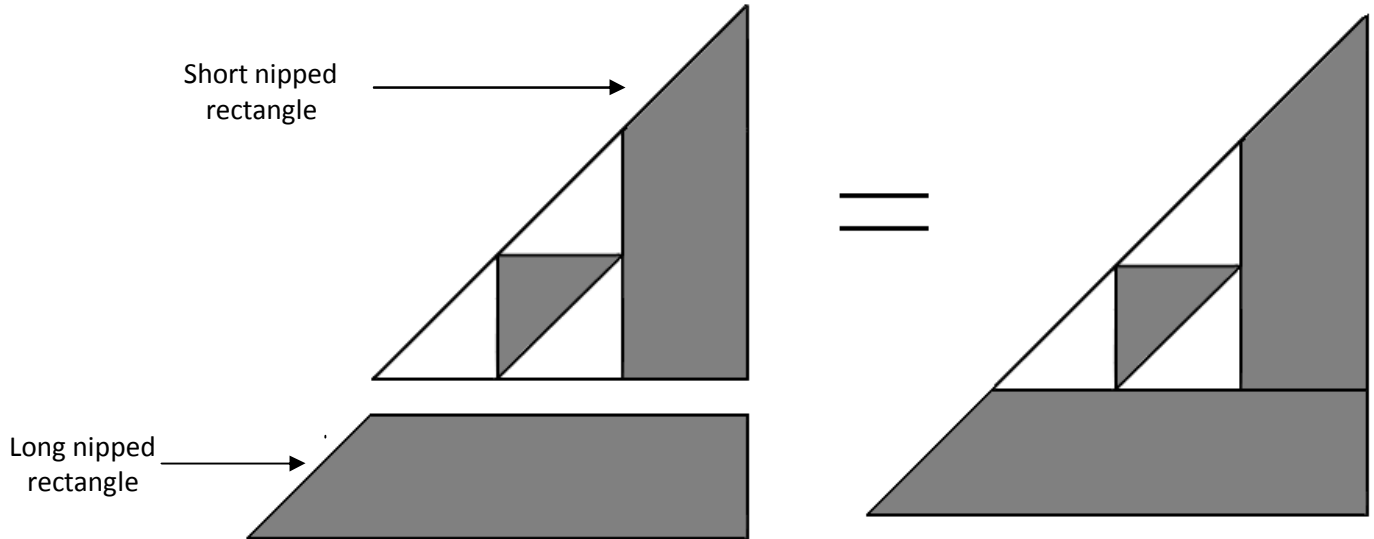
Will bring us "*Christmas in July*" and the last set of instructions for our Mystery Quilt. You are half way through your quilts now so keep up the great work. As far as "Christmas in July", well..... let's just leave it at that for now.

I do love a good mystery, can you tell?

Join the Dark nipped rectangles to the units you made in Step #2 to make 36 units that look like this:

Mystery Quilt

Step 4 make 36



Galena's Quilt Store—Centered in the Heart of Historic Galena

PHAT 1/4's

Bernina Sewing Machines & Accessories
Horn Cabinets
Large Selection of Fabrics

Winter Hours
Mon-Thurs 10:30am–4pm
Fri–Sat 10am–5pm
Sun 10:30am–3pm

(815) 776-0034

303 S. Commerce
Galena, IL 61036 <http://www.phatquarters.info> email: info@phatquarters.info

Shop Talk

Spools N Jewels—Can you believe it is May already? We received fall and Christmas fabric last week! We are getting ready for our Garden Party on June 3 & 4. Come out and join us and spend a day in Cascade. Annie's Treasures is also having outside vendors these days.

Stitch N Sew Cottage—Memorial Day Sale May 30th 8AM-4PM . 8-10 20% off, 10-12 15% off, 12-4 10% off. Accu Go Special. Month of May Purchase a Go Cutter and get one die 50% off. Check our web for classes and events. www.stitchnsewcottage.com

JoQuilter Fabrics — New hours. Same days: Thursday, Friday, Saturday, Sunday and Monday. Shop opening hour will still be 11:00 am. Shop closing will change to 4:00 pm. But please remember, if I am home I will open, take the time to knock on the door.

Phat Quarters— Welcome spring with A-May-Zing Bernina Savings. From May 12 - 25 trade in any sewing machine and receive \$250 off any new aurora model. The aurora 440 QE comes with Bernina's exclusive Bernina Stitch Regulator. Go to www.facebook.com/berninausa and register to win an Ultimate Sewing Room Makeover. Stop in check out all the savings.

Cotton Cabin — Spring samples are hanging! We have lots of new books and patterns that have arrived including a new line of mini quilt patterns for your 12 inch quilt rack. The latest fabric to arrive - Feeling Groovey Flannel in brown, bright pink, green and blue will make a great addition to any hip little girls room.

Vintage Threads—Is it SPRING yet, or did we miss it altogether? Watch for our new web site - we hope to be live by the time this newsletter is published. Lots of new things still arriving. Botanica by Henry Glass has some beautiful pieces in gorgeous rich colors and features Hydrangias and ferns. Riley Blake's new line - Sweet Nothings - is a fun new retro grouping. Stop in!

The Quiltmaker's Shoppe— Central Iowa Quilters One-Stop Shopping Spree Friday, June 3, 10-5 and Saturday June 4, 10-4. Check out my ad on page 7 for more details.

Hidden Quilts—If you have been looking for the new magazine "Primitive Quilts and Projects", published 4 times a year, look no further it's here at Hidden Quilts. It's chucked full of 17 great projects for \$9.99, that sure beats buying 17 separate patterns at \$8.00 to \$10.00 each!



Raffle Quilt

Don't forget your wallet. We are having a raffle . . . just for us!

Blocks donated by Ann Moritzson, assembled by Theresa Kuntz and quilted by Karen Demaree. Tickets (sold only at meetings) are \$1 each and will be raffled off at the September meeting. Proceeds will help pay for the charms for the Mystery Quilt



Our Paducah Adventure

by Bert Walker



On Tuesday, April 26th, Deb Ambrosy, Georgia Goebel, Karen Schnoor and Bert Walker left for a 5-day trip to Paducah, KY and the AQS Quilt Show. Neither rain, nor wind, river floods nor tornadoes would keep us from attending this annual event. First-timers Deb, Georgia and Karen didn't know what to expect, but this was the seventh time I have been there, so, yes, I became the unofficial tour guide.

First on everyone's list was to see the official show and the vendors. Because of the flooding, the entire event - all the quilts and all the vendors—had to be relocated to 3 other places—at the last minute—like MONDAY morning!!! A temporary tent by the “old” Expo Center (aka “The Marshmallow”) housed the first collection of quilts and vendors. The other two shows were out by the Mall. We managed to do all three buildings on Wednesday.

Thursday morning was spent at Hancock's. Shopping, shopping, shopping!!! Then, since we finally had a beautiful blue sky, sun shining day, we opted to do the downtown walkabout. But, did that sign on that building say “Fabric \$3-\$5” ??? Lunch and then more shopping. We checked out all the window displays, the Flood Wall Murals, how high the river was and the Market Street boutiques. People watching and more shopping, shopping, shooopppppping.

Our Friday began with the Eleanor Burns Show. Then more shopping at her “Vendor Booth” and tent sale. Then we visited Bryerpatch Studios—did another trip to the flood wall murals, downtown to the vendors and the AQS book sale, lunch at the food court (and, yes, I did have my official Boy Scout Troop Strawberry Sundae) - did the Quilt Museum and Eleanor Burns Store. By then, we were about spent, and starting to worry if everything was going to fit into the car! But at least we had Deb's LeSabre instead of my little Yaris!!!

Our motel was in Marion, IL—about 40 miles north of Paducah—but the much lower motel cost made the drive worthwhile. So, on the way back to our motel that night, we decided to have supper at the casino in Metropolis... except it was flooded . . . imagine that! But even that became part of the memory!

All in all, it was a great adventure! I had a wonderful time, as did the others, I think. We all took a zillion pictures, and probably bought too much stuff. I've counted at least 15 new projects for myself! But they're already talking about going again next year! What fun!!!

P.S. We also managed to stop at two quilt shops on the way down, and two more on the way back! But this was a medical concern . . . You do know you should always get out and stretch your legs during a long drive, right? That's our story and we're sticking to it!



110 East Main Street • Manchester, IA 52057

Let us bring out the quiltmaker in you!

Hours:

Mon -Fri • 9-5

Thurs • 9-7 • Sat • 9-4

www.thequiltmakershoppe.com

Kathy Wilgenbusch

563-927-8017

Stitch 'n Sew Cottage

Quilter's Heaven

Fabrics • Notions • Quilting Supplies
Pillow Forms • Books • Embroidery Supplies • Batting

Hours: Mon-Sat 9am to 5pm

Bring your quilt guild card for a 10% discount


At our store in Kalona

Phone: 319-656-2923 207 4th Street — Kalona, IA 52247

www.stitchnsewcottage.com



December Pine Tree



Last BOM from 2010

Cutting

Background and Green

Stack right sides together and cut (7) pairs of 3" squares.

Burgundy Fabric

Cut (1) 6 $\frac{7}{8}$ " square; cut on one diagonal (*there's one extra triangle*).

Cut (1) 1 $\frac{7}{8}$ " x 5 $\frac{1}{2}$ " rectangle.

Cut (1) 2 $\frac{1}{2}$ " square.

Background Fabric

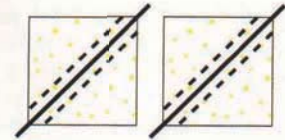
Cut (1) 6 $\frac{1}{2}$ " square; cut on both diagonals. (*there are 2 extra triangles*).

Cut (2) 2 $\frac{1}{2}$ " x 14 $\frac{1}{2}$ " and (2) 2 $\frac{1}{2}$ " x 10 $\frac{1}{2}$ ".

Cut (2) 2 $\frac{1}{2}$ " squares.

Half-square Triangle Units

- Make (7) pairs of 3" background and green squares, right sides together. Mark a diagonal line and sew a scant $\frac{1}{4}$ " on both sides of the marked line.
- Cut on marked line, press toward darker fabric, and square up the units to 2 $\frac{1}{2}$ ".



Important!

When squaring up, make sure the diagonal seam hits both corners



Assemble block

Use an accurate $\frac{1}{4}$ " seam allowance for the remainder of the steps.



Construct this unit exactly as illustrated. Be careful of triangle direction and placement of squares. Press seams to one side, or press seams open.



Construct the next unit as illustrated. Again, be careful of triangle direction. Press seams to one side, or press seams open.

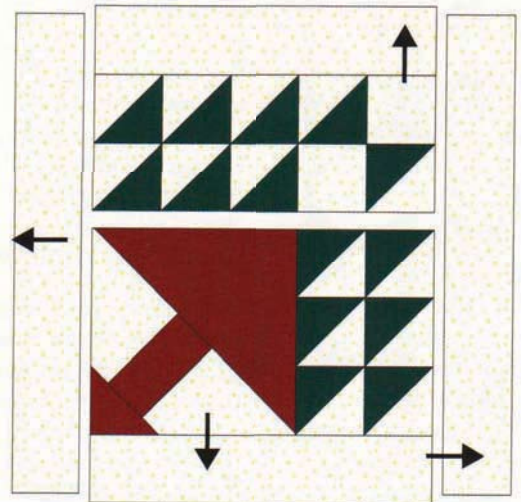


Attach a background triangle to both sides of the burgundy rectangle. Align along the top, and trim the rectangle to align with triangle sides. Press toward the triangles. Attach to the large burgundy triangle.



Position 2 $\frac{1}{2}$ " burgundy square on the rectangle corner. Sew on the diagonal. Flip and press toward the corner. Trim the bottom layers if desired.

Assemble the block as illustrated below.



LINDA ALTHAUS
lalthaus@yousq.net
563-543-3101

TREASURED STITCHES
Long Arm Quilting

9934 Katie Cove
Dubuque, IA 52003

 **The Cotton Cabin
Quilt Shop** We Have Moved!

1075 Main St • Dubuque, IA

Email: info@cottoncabinquilts.com

www.cottoncabinquilts.com 563-582-0800

Shop Hours: M-F 10-5, Sat 10-4

Your favorite quilting fabric and stitching products housed in a unique, 1840's building located in historic Cable Car Square. You'll find Fabric, Wool, Kits, Stitcheries, Longarm Quilting, Retreats and... Much, Much MORE!

Swap Club

by Ruth Lyon

Bring SEVENTEEN (17) 6-inch squares of Peach colored fabric in a plastic bag marked with your name to the guild meeting. Please use Good-Quality 100% cotton fabric that is pre-washed and pressed. If you will miss a meeting please send your squares with a friend if possible.

The color for June will be Quince (yellow).

Also at the May meeting, we will begin sign-up for next Swap session which will go from July through November, 2011.

Thanks again for being part of the Swap Club!

The newsletter is now on the website. Check it out. Website address is on page 8.

Quilting Memories®



BOM Finished Quilt

Central Iowa Quilters One-Stop Shopping Spree

Friday, June 3, 10-5

Saturday June 4, 10-4

Holiday Inn, University Blvd., Ames, Iowa

I-35/US30 Exit 111 West

US Hwy 30 Exit 146

14 vendors have their latest and best in kits, fabric, books and patterns just for you!

Gather your friends and enjoy a day of shopping all under one roof!

Contact Kathy 563-927-8017

Barb 319-668-1977 for more information



Vintage Threads Quilt Shoppe

Quilt Fabric • Books • Patterns
Notions • Classes • Horn Cabinets

Deb Jaeger
Sue Maloney

234 1st Ave. E.
Dyersville, Iowa 52040
563.875.7330

vintagethreads@iowatelecom.net
www.vintagethreads.net

Mon-Fri: 9-5 • Sat: 9-2

JoQuilter Fabrics

Home of the "Big Stitch"



128 South Riverview, Bellevue, IA
email: joquilter@iowatelecom.net
website: www.joquilter.com

Open: 11am-4pm • Thurs • Fri • Sat • Sun • Mon

Phone 563-872-3473

While you're here, enjoy the rest of Bellevue and Jackson County!



Peg's Quality Quilting

Peg Ries

512-2nd St. SW • Epworth, IA 52045

563-876-3100

pegsqq@mchsi.com

"Each quilt treated as if it were my own."

Quilting since 1989

For all of your long-arm machine quilting needs,
call or email for additional information.



Barb Manders
6889 Hwy 52
Bellevue, IA 520311

May 2011

website

<http://www.cablecarquilters.com>

mailing address

Cable Car Quilters
P. O. Box 1147, Dubuque, IA 52001

Mission Statement

The Cable Car Quilters Guild is organized to promote quiltmaking and related fiber arts. The guild will conduct educational programs in the techniques and design of making both heirloom and modern quilts. The guild will, from time to time, make charitable quilts for distribution to individuals and organizations.

Cable Car Quilters Guild Officers 2011

President— Karen Cowell 563-552-1533 18383 Paradise Hts Rd, Durango IA 52039 KarenCowellJ@aol.com
1st VP—Bert Walker 608-725-5317 515 Pennsylvania St., Cassville WI 53806 rpwalkerz3@yahoo.com
Program Coordinator— Barb Brockett 563-564-0993 1131 #2 Main Street, Dubuque IA 52001 bjbsews@yahoo.com
Treasurer— Elaine Mitchell 563-588-1691 15356 Abbey Circle Peosta, IA 52068 diettou@gmail.com
Secretary— Jean Rieniets 563-588-4413 - 2133 Graham Circle, Dubuque, IA 52002 jrieniets@yahoo.com
Membership—Cristina Putnam 609-496-3306 1366 Thomas Place Dubuque, IA 52001 cputnam71@yahoo.com
Newsletter—Barb Orfield 563-583-7507 2432 Briarwood Dr, Dubuque, IA 52001

Barb Manders 563-556-6419 6989 Hwy 52, Bellevue, IA 52031 bmanders@netins.net

Advertising—editor of newsletter—email mailings—not a board member

Fundraising—Karen Demaree 608-348-9054 820 E. Mineral, Apt. B, Platteville WI 53818 quiltthyme@yahoo.com
Quilt Show—Barb Mills 563-773-2304 595 St Catherine Rd., Bellevue IA 52031 millsdb@jcwifi.com

Cable Car Quilters Committees 2011

Community Service—Paula Soppe 815-777-2842 244 Hickory St., Galena, IL 61036 paulajean1955@sbcglobal.net
Retreat Coordinator—Peg O'Reilly 815-777-4149 8399 W. Council Hill Rd., Galena, IL 61036 peglar@jcwifi.com
co chair—Annette Klingsporn 815-776-9433 6 Basswood Galena, IL 61036 klinger@galenalink.co

Tech ED

Librarian—Mary Nauman 563-588-1737 2464 Pearl St Dubuque, IA 52001 86gad10@q.com

Show and Tell—Sharon Klocker 563-588-1577 3226 Honeysuckle Ln. Dubuque IA 52001