



Cable Car Quilters Guild

Dubuque, IA



Meets every 3rd Monday of each month (except December) at Holy Trinity Lutheran Church in the Fellowship Hall (lower level). • 1755 Delhi St. Starts at 7pm.

Vol 30

July 2011

No 7

Prose from your President

Karen Cowell

Hope everyone is keeping cool—wow, what a change in the weather. I have been having a hard time figuring out what I wanted to say this month. So I thought I would let you know my sewing room has increased in size. I have always had a queen bed in my sewing room for guests but mostly for my mother. With Mom's passing, I found it was time to get rid of the bed (maybe a closure thing).

Anyway, I sold the bed and now have a much larger room for sewing and laying things out. I was going to put one of those futons in but decided if we had guests they had to sleep on the air mattress—my house my rules (wow that sounds like a mother thing).

Since we had our demos this month I started using up some scraps for Origami handbags. They are fun to make — if you make them in a square. Yup, guess what, one was not square—more of a rectangle—so here we go again. Saved the bag by ripping out the seams and cutting it to the correct size.

Now for our trip to Wyoming, I have to have something to do on the long ride so I am taking along the hex project I have been working on for 3 years. I really didn't get a lot done when the dogs were here; I spent too much time petting them. So I will take the project with me and just maybe I can get it to the quilting phase.

See you all in the August newsletter—keep safe and keep sewing (in the air conditioning).



Guild Meeting is Monday July 18

Barb Brockett

Our July meeting will be another technique presentation. I will be demonstrating a method for making a Christmas stocking. I promise no hand work or nipped off corners. Our meeting is titled, "Christmas in July", don't you just love the sales by that name? Even though it will surely be hot outside, we will be thinking cool inside, Christmas cookies included!

I will also be showing you the final step for the mystery quilt. You got the final block assembly last month—or it is included in this newsletter on page three.

Quilt Show 2012 Update

Barb Mills

Show logo is ready! If anyone needs to use the logo—let Barb Manders know and she can email you a copy. Save the dates (May 19 - 20, 2012) and pass the word!



Reminders ✓

-
- ✓ **Swap Club (17)**
6-inch squares of Silver
- ✓ **Mystery Quilt** block
Step 6
- ✓ **Money for chances** on
raffle quilt
-

June 27, 2011 CCQG Board Minutes

*Submitted by Barb Orfield
for Jean Rienets, Secretary*

Board members present: Karen Cowell, Bert Walker, Barb Brockett, Elaine Mitchell, Christina Putman, Barb Orfield, Barb Mills and Karen Demare. Absent: Jean Rienets.

The meeting was called to order at 6:30 pm by president Karen Cowell.

May minutes were approved as read.

The treasurer's report was presented by Elaine Mitchell and approved by the board members.

Christine Putman told of 91 paid members.

Barb Mills showed our 2012 Quilt Show Budget. That and our committee chairpersons are all on-task and we are expecting to have another beautiful and well run show.

Karen Demare said that our September Quilt-Ed seminar is cancelled.

Our next month program will be a special *Christmas in July*—planned by Barb Brockett.

Barb Orfield reported that our hard-copy newsletter mailings now amount to 29—the email deliveries are a significant savings!

Meeting was adjourned at 7:52pm.

Treasurer Report

Elaine Mitchell

May 2011

Beginning Balance	\$3196.56
Income	\$239.19
Expenses	\$793.31
Ending Balance	\$2642.44
CD's	\$11,120.36

Retreat News from Kathy

I will be collecting for the October retreat at the July/Aug/Sept meetings. Thank you.



**Hidden
Quilts**

Carol Long

915B East Mineral Street • Platteville, WI 53818

Quilt Fabric • Patterns • Notions • Classes

Tues–Fri 10 am–6 pm • Sat 10 am–4 pm

608-348-4977

June Membership

Christine Putman

Please don't forget to sign in!

Attendance: 54 members

Guests: 2

Paid members to date: 96

New Members:

Lou Ann Valentine

113 Huy 35 Lot 5 Hazel Green WI 53811

(608) 748-9948

twohappyones@frontier.com

Get Involved, Make New Friends and Have Fun!!

*"Once you have tasted flight, you will
forever walk the Earth with your eyes
turned skyward. For there you
have been and there you will always
long to return."*

Leonardo da Vinci

Peg's Quality Quilting

Peg Ries

512-2nd St. SW • Epworth, IA 52045

563-876-3100

pegsqq@mchsi.com

"Each quilt treated as if it were my own."

Quilting since 1989


For all of your long-arm machine quilting needs,
call or email for additional information.

Brochures available upon request.

Newsletter Information

Barb Manders

All information for the newsletter is due to the editor by the first of each month that it is to be published. The same for ad copy. Thanks.



A unique quilt, bead and gift shop

Open: Mon. 10-5 Tues. 6-8 Wed. 10-5

Thurs. 10-7 Fri. 10-5 Sat. 9-2

224 1st Ave W, Cascade, IA

Carol Coyle—Owner 563-852-7765

"HOP INTO FALL"

2011 Shop-to-Shop Hop of Eastern Iowa

August 11–14, 2011

Thursday, Friday, Saturday 9-5

Sunday 11-4

Prizes include: A Getaway Weekend to the AQS Quilt Show in Des Moines, complete with tickets, an overnight stay, and spending money! Also, \$350.00 in gift certificates from the participating shops and many other great prizes.

- **Connie's Quilt Shop**
785 8th Ave, Marion
- **Cottage Rose**
1048 7th Ave, Marion
- **Fern Hill Quilts**
103 220th Trail, South Amana
- **Heritage Designs**
614 46th Ave, Amana
- **The Quiltmaker's Shop**
110 E Main, Manchester
- **Merry's Stitchins**
1923 Baker Road, Jesup
- **Quilters Quarters**
213 1st Street E, Independence

Vintage
Threads
Quilt Shoppe

Quilt Fabric • Books • Patterns
Notions • Classes • Horn Cabinets

Deb Jaeger
Sue Maloney

234 1st Ave. E.
Dyersville, Iowa 52040
563.875.7330

vintagethreads@iowatelecom.net
www.vintagethreads.net
Mon–Fri: 9–5 • Sat: 9–2

Programs with Barb Brockett

We learned lots of new tips and techniques at our mini-workshops in June, I hope you learned as much as I did. Any recommendations for a new group to lead next year? Many have been trying out the new ideas, let's share at Show-N-Tell.

In August, we will follow through with these 2 topics in a revealing program. Bring your quilt tops for *Show-N-Tell*, and your finished stockings to send to our troops and their families. "The stockings will be hung (on a line) with care" using money to vote. The winner gets a prize, to benefit the troops." Well, so much for poetic liberty. We will vote for our favorite stocking by dropping spare change into each. The highest dollar amount wins, and the money will be sent to *Home Of The Brave* for postage and filling the stockings. Certainly a win-win situation for all.

In September we will return to a more structured program from Janis Mineart on restoring and Restyling Vintage Linens. Then the next day she will give a workshop on "Quilting with Vintage textiles." So put September 19 and 20 on your calendar.

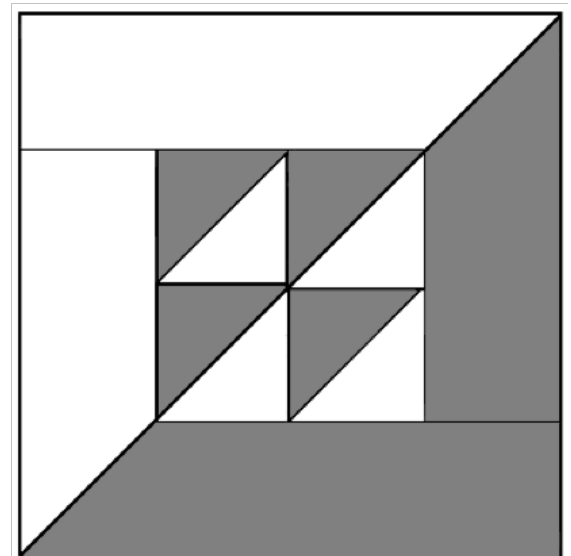
Mystery Quilt

Step 6 make 36

Join the units you made in Steps 4 and 5 and make 36 CABIN LIGHTS blocks, as shown

Press seams however you wish. No matter which way you press, you may find that you need to twist some seams on the back when you assemble the quilt, to make them butt together properly for easy joining.

The blocks should measure 7-1/2" x 7-1/2" (raw edge to raw edge) when sewn.



Shop Talk

Spools N Jewels—Hope everyone can join us at the shop hop July 14, 15 and 16. We are working on a lot of new samples for you or for gift giving. We are getting in new holiday fabric. Hope you can join us for fun and be lucky enough to win a wonderful prize!!

Stitch N Sew Cottage—Hard to think of winter, but here is “Fresh Fallen Snow” by Maywood Studio—Six pieces of fun, cheery, wintry fabric! So many new Christmas fabrics. Stop in and check them out!

JoQuilter Fabrics—Even though I am not on the shop hop schedule this year, please stop by and say, hi. I will be giving an extra \$1.00 off (20%) on my sale fabrics and a free fat quarter with a purchase, starting Friday, July 11 to Monday, July 18. My shop hours will be 11:00 am to 5:00 pm. Have a good day!

Phat Quarters—Darlene Zimmerman’s Finishing School, on Saturday, July 30, as well as the lecture/trunk show, *Love Those 30s Quilts*, on Friday evening, July 29. Register with a friend or two and enjoy a quilting weekend in Galena, July 29-31. In addition to Darlene’s lecture/trunk show, you can schedule a quilt appraisal with Sandy Schweitzer, an AQS certified appraiser. She will be in our shop on Friday, July 29. After attending the Saturday workshop, you can attend a quilt show across the street at the DeSoto House. The quilt show will be open for viewing on Saturday and Sunday. Throw in some shopping and share a meal or two at your favorite restaurants and you’ll have a great quilter’s weekend!

Cotton Cabin—Now that the holiday is past, it’s time for us to look forward to the Tri-state Treasure Hunt Shop Hop —July 14, 15 & 16! We’ve spent the last few weeks getting new samples and kits ready for summer and fall. New fabric keeps rolling in to the Cotton Cabin. You’ll want to stop by often so you don’t miss the new items!

Vintage Threads—We are pleased to announce that we have been selected as one of the TOP TEN shops featured in the fall issue of Quilt Sampler. We will be unveiling our quilt that will be featured in the magazine during the Tri-State Treasure Hunt Shop Hop.

Hidden Quilts— Come see us at the Galena Quilt Show on July 30 & 31 at the DeSoto House. The first week of August is our 9th Anniversary. Plan a road trip to Wisconsin. Sales will be: Aug. 2-25% off Patterns • Aug. 3-30% off Fat Quarters • Aug. 4-20% off Notions • Aug. 5-20% off Wool • Aug. 6-25% off Kits.

The Quiltmaker’s Shoppe—**Hop Into Fall** Shop Hop. Check out ad copy on page three. Lots of neat shops and prizes.

Tri-State Treasure Hunt 2011 Quilt Shop Hop

July 14, 15 & 16—Thursday, Friday & Saturday
Visit All Five Shops—Open Daily from 9 a.m. to 5 p.m.

<p>Spools N Jewels 2124 1st Ave. West Cascade IA</p> <p>Cotton Cabin NOTE NEW ADDRESS 1075 Main Street Dubuque IA</p>	<p>Vintage Threads 234 1st Avenue East Dyersville, IA</p> <p>Phat Quarters 303 South Commerce Galena, IL</p> <p>Hidden Quilts 915B East Mineral Street Platteville, WI</p>
---	---



Treasure Hunt
Unique Shop Hop Challenge!
(Free with purchase)
Shop Specials
Prizes!

Search for clues to find great savings!

Swap Club

by Ruth Lyon

This month we begin a new session of Swap Club which will last from July through November, 2011. Thanks to all of you who signed up to participate: Cyndy Billmeyer, Julie Breitsprecker, Barb Brockett, Janet Busch, Karen Demaree, Sherry Flexer, Janaan Gottschalk, Linda Klauer, Kim Lange, Sherene Lochner, Ruth Lyon, Elaine Mitchell, Mary Nauman, Phyllis Richard, Pat Roth, Lou Ann Valentine, Anita Wild. There are 17 of us again this time.

Please bring SEVENTEEN (17) 6-inch squares of Rhubarb color fabric to the July meeting in a plastic bag marked with your name. The fabrics may be solid-color or print but the Color of the month should be prominent. Please use Good-Quality 100% cotton fabric that has been pre-washed and pressed. If you miss a meeting, please send your squares with a friend, if possible. All squares must be turned on or before the November meeting.

Here are the colors for the coming months:

August: Silver September: Tangerine
October: Umber (brown) November: Violet

LINDA ALTHAUS
lalthaus@yousq.net
563-543-3101

TREASURED STITCHES
Long Arm Quilting

9934 Katie Cove
Dubuque, IA 52003

The Quiltmaker's Shoppe

110 East Main Street • Manchester, IA 52057
Let us bring out the quiltmaker in you!

Hours:
Mon –Fri • 9–5
Thurs • 9–7 • Sat • 9–4 Kathy Wilgenbusch
www.thequiltmakershoppe.com 563-927-8017

Community Service Projects

Pauline Maloney

Upcoming Community Service Workshops will be held on August 25, 2011 and September 29, 2011 at NICC downtown from 9 am to 3 pm. Come whenever you can and help us create quilts for New Beginnings, a domestic abuse program giving abused women in our Tri-State area a helping hand; as well as making Little Dresses for Africa, pillow cases and doll quilts. We need sewers, and people to iron. Fabric and kits will be available and any supplies needed to complete the projects. We made an excellent start at our last workshop and if we can keep the momentum up—we will have a very successful year and be able to present, in November, our gifts of quilts to the community.

JoQuilter Fabrics
Home of the “Big Stitch”

128 South Riverview, Bellevue, IA
email: joquilter@iowatelecom.net
website: www.joquilter.com

Open: 11am–4pm • Thurs • Fri • Sat • Sun • Mon
Phone **563-872-3473**

While you're here, enjoy the rest of Bellevue and Jackson County!

The Cotton Cabin
Quilt Shop **We Have Moved!**

1075 Main St • Dubuque, IA
Email: info@cottoncabinquilts.com
www.cottoncabinquilts.com 563-582-0800
Shop Hours: M-F 10-5, Sat 10-4

Your favorite quilting fabric and stitching products housed in a unique, 1840's building located in historic Cable Car Square. You'll find Fabric, Wool, Kits, Stitches, Longarm Quilting, Retreats and... Much, Much MORE!

Stitch 'n Sew Cottage
Quilter's Heaven

Fabrics • Notions • Quilting Supplies
Pillow Forms • Books • Embroidery Supplies • Batting

Hours: Mon–Sat 9am to 5pm
Bring your quilt guild card for a 10% discount
At our store in Kalona

Phone: 319-656-2923 207 4th Street — Kalona, IA 52247
www.stitchnsewcottage.com

Some Of You May Be Too Young To Remember These Things!

1930s,40s + 50s Flour Sacks

The Flour Sack

By Colleen B. Hubert submitted by Joan Tully

In That Long Ago Time When Things Were Saved,
When Roads Were Graveled And Barrels Were Staved,
When Worn-out Clothing Was Used As Rags,
And There Were No Plastic Wrap Or Bags,
And The Well And The Pump Were Way Out Back,
A Versatile Item, Was The Flour Sack.

Pillsbury's Best, Mother's And Gold Medal, Too,
Stamped Their Names Proudly In Purple And Blue.
The String Sewn On Top Was Pulled And Kept;
The Flour Emptied And Spills Were Swept.
The Bag Was Folded And Stored In A Sack
That Durable, Practical Flour Sack.

The Sack Could Be Filled With Feathers And Down,
For A Pillow, Or T'would Make A Nice Sleeping Gown.
It Could Carry A Book And Be A School Bag,
Or Become A Mail Sack Slung Over A Nag.
It Made A Very Convenient Pack,
That Adaptable, Cotton Flour Sack.

Bleached And Sewn, It Was Dutifully Worn
As Bibs, Diapers, Or Kerchief Adorned.
It Was Made Into Skirts, Blouses And Slips.
And Mom Braided Rugs From One Hundred Strips
She Made Ruffled Curtains For The House Or Shack,
From That Humble But Treasured Flour Sack!

As A Strainer For Milk Or Apple Juice,
To Wave Men In, It Was A Very Good Use,
As A Sling For A Sprained Wrist Or A Break,
To Help Mother Roll Up A Jelly Cake,
As A Window Shade Or To Stuff A Crack,
We Used A Sturdy, Common Flour Sack!

As Dish Towels, Embroidered Or Not,
They Covered Up Dough, Helped Pass Pans So Hot,
Tied Up Dishes For Neighbors In Need,
And For Men Out In The Field To Seed.
They Dried Dishes From Pan, Not Rack
That Absorbent, Handy Flour Sack!

We Polished And Cleaned Stove And Table,
Scoured And Scrubbed From Cellar To Gable,
We Dusted The Bureau And Oak Bed Post,
Made Costumes For October (A Scary Ghost)
And A Parachute For A Cat Named Jack.
From That Lowly, Useful Old Flour Sack!

So Now My Friends, When They Ask You
As Curious Youngsters Often Do,
"Before Plastic Wrap, Elmers Glue
And Paper Towels , What Did You Do?"
Tell Them Loudly And With Pride Don't Lack,
"Grandmother Had That Wonderful Flour Sack!"

Girls' Dresses Were Made From Flour Sacks...

Panties Were Made From Them Too.

The Boys Shirts And Underwear Were Made From Flour Sacks Or Feed Sacks Also.



Galena's Quilt Store—Centered in the Heart of Historic Galena

Bernina Sewing Machines & Accessories
Horn Cabinets
Large Selection of Fabrics

(815) 776-0034

Winter Hours
Mon-Thurs 10:30am-4pm
Fri-Sat 10am-5pm
Sun 10:30am-3pm

303 S. Commerce
Galena, IL 61036

<http://www.phatquarters.info>

email: info@phatquarters.info

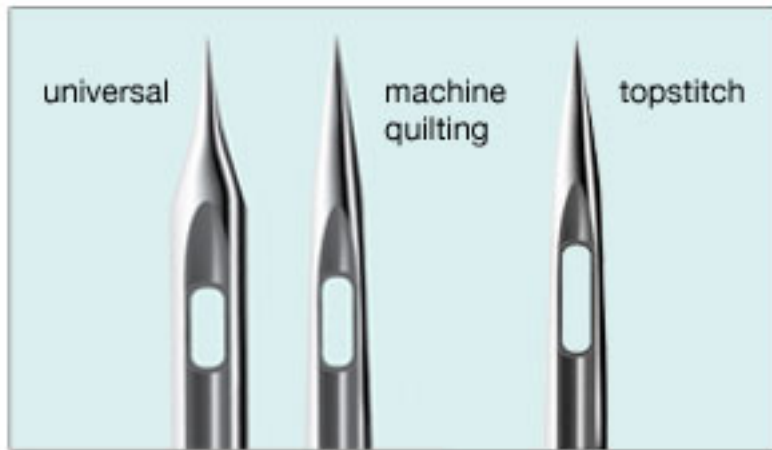
Fundraising

The Sept 24 QuiltEd scheduled to be held at NICC-Peosta has been cancelled due to lack of interest from the quilt shops. I appreciate all of you who offered to help, and maybe we can find a more suitable time in the future.

There is still time to take a chance on the lovely quilt that will be awarded in September. The funds generated help pay for the charms for the mystery quilt participants, so if you are collecting the charms, please consider purchasing a ticket or two – only \$1 each.



Get to know quilting needles



from Nancy Notions

Machine quilting needles are specially designed to sew through the thick layers and intersections of crossed seams in quilting and patchwork. Compared to a **universal needle**, a machine quilting needle has a specially tapered ultra-sharp point and extra-stiff shaft to provide better stitch quality and control when working with multiple layers of fabric.

Tip:

Choose your needle based upon the thread type you are using.

Thread type

Thread type	Machine needle
30 wt. cotton.....	Quilting Size 80
40 wt. cotton.....	Quilting Size 90
60 wt. monofilament 100% polyester.....	Topstitch 80/12

Tip:

To prevent skipped stitches and to maintain stitch quality, change your sewing machine needle after every eight hours of sewing, or when you begin a new project.

Tip:

For big projects, use **titanium** needles. They last five times longer than regular needles.



Barb Manders
6989 Hwy 52
Bellevue, IA 520311

July 2011

website

<http://www.cablecarquilters.com>

mailing address

Cable Car Quilters
P. O. Box 1147, Dubuque, IA 52001

Mission Statement

The Cable Car Quilters Guild is organized to promote quiltmaking and related fiber arts. The guild will conduct educational programs in the techniques and design of making both heirloom and modern quilts. The guild will, from time to time, make charitable quilts for distribution to individuals and organizations.

Cable Car Quilters Guild Officers 2011

President— Karen Cowell 563-552-1533 18383 Paradise Hts Rd, Durango IA 52039 KarenCowellJ@aol.com
1st VP—Bert Walker 608-725-5317 515 Pennsylvania St., Cassville WI 53806 rpwalkerz3@yahoo.com
Program Coordinator— Barb Brockett 563-564-0993 1131 #2 Main Street, Dubuque IA 52001 bjbsews@yahoo.com
Treasurer— Elaine Mitchell 563-588-1691 15356 Abbey Circle Peosta, IA 52068 diettou@gmail.com
Secretary— Jean Rieniets 563-588-4413 - 2133 Graham Circle, Dubuque, IA 52002 jrieniets@yahoo.com
Membership—Cristina Putnam 609-496-3306 1366 Thomas Place Dubuque, IA 52001 cputnam71@yahoo.com
Newsletter—Barb Orfield 563-583-7507 2432 Briarwood Dr, Dubuque, IA 52001

Barb Manders 563-556-6419 6989 Hwy 52, Bellevue, IA 52031 bmanders@netins.net

Advertising—editor of newsletter—email mailings—not a board member

Fundraising—Karen Demaree 608-348-5094 820 E. Mineral, Apt. B, Platteville WI 53818 quiltthyme@yahoo.com
Quilt Show—Barb Mills 563-773-2304 595 St Catherine Rd., Bellevue IA 52031 millsdb@jcwifi.com

Cable Car Quilters Committees 2011

Community Service—Pauline Maloney 563-557-8160 506 St. George St, Dubuque, IA 52003 p.maloney@hotmail.com
Retreat Coordinator—Kathy Dulco 815-757-4661 3884 N Lonergan, East Dubuque, IL nanadulzo@gmail.com
Tech ED
Librarian—Mary Nauman 563-588-1737 2464 Pearl St Dubuque, IA 52001 86gad10@q.com
Show and Tell— Sharon Klocker 563-588-1577 3226 Honeysuckle Ln. Dubuque IA 52001