



Cable Car Quilters Guild

Dubuque, IA



Meets every 3rd Monday of each month (except December) at Holy Trinity Lutheran Church in the Fellowship Hall (lower level). • 1755 Delhi St. Starts at 7pm.

Vol 30

February 2011

No 2

Prose from your President

Karen Cowell

I have been thinking a lot about writing these pros every month and have been trying to challenge myself to come up with something profound. WOW what a task, and then I started thinking about the “challenge” as I am cutting up scrap material. My sewing machine is in for repair and I am now challenged with what to do with my spare time—ha. Anyway, I started working on my scraps and have been cutting them into 2” to 5” squares so now I have a challenge as to what to make of them—any ideas?

Next of course is Barb’s “Mystery Quilt Challenge.” Then to another challenge, what to do with all my brown material that I am getting tired of. Needless to say—I want to make this all into a quilt so there is the challenge. My mother made a vest for me—which is now way too small—another challenge, make it into something I can wear. My neighbor is teaching me play Chinese Checker’s—another challenge (I have only won once in 15 games). And of course my last challenge is clean up my “Tommy Toilet Tongue” mouth and not swear at the meetings. I think I have my challenges all laid out for the year. Now just to get them done.

“Just think of the world as one big stack of patches waiting to be sewn together”

Guild Meeting is Monday February 21

Barb Mills is still planning to share her talk on “*Inspiration*” with us this month. This should be very inspiring.

Meeting starting at 7:30 because of conflict with the church activities.

Quilt Show 2012 Update

by Barb Mills, Quilt Show Chairman

Don’t panic--I won’t be inundating you (yet!) with quilt show news, but just wanted to quickly update you on where we are at with the 2012 show!

We have a signed contract with the Dubuque County Fair Association and the show will be held again in the Grand Ballroom at the Dubuque County Fairgrounds, on Saturday and Sunday, May 19 - 20, 2012. We also have rooms once again reserved Wednesday through Friday, May 16 - 18, for judging, intake and hanging.

Because I won’t truly feel like a quilt show chairman until I hand around a bunch of clipboards with sign-up sheets, at the next meeting I will get some going to see who already knows on what committee they would like to chair or work. Some of this can wait awhile, but we do need a volunteer to be quilt show treasurer, and chairs and committees for Judging and Publicity, as soon as possible. Other committees (and this list may be amended as we go along) are Silent Auction, Hanging, Admission, Registration, Intake, Showbook, Vendors, Demos and Raffle Baskets. Some of you who worked on the last show have already indicated interest in working on these committees again, and I say, bless you! If you are interested in being a chair but don’t want all the responsibility, let’s find a co-chair. Many hands make light work.

Quilt shows are a lot of work, but also a lot of fun and a great way to meet people and make close friends (I am in a small bee made up of people whom I met when I was chair of this show 16 years ago!) So I look forward to working with all of you, and seeing the great projects you will be displaying in just fifteen months!

Reminders ✓

- ✓ Swap Club (17)
6-inch squares color Maroon . . . page 7
- ✓ Dues in an envelope with name, check for \$20.00 and form is on page 7 of the January newsletter
- ✓ Retreat payment info on page 2

Jan. 24, 2011 CCQG Board Minutes

President Karen Cowell called the meeting to order with eight officers present and one absent.

November 2010 minutes were not available in the absence of the secretary.

The treasurer's report for 2010 year end was approved. Our yearly audit will take place in March to be conducted by two randomly selected guild members. It was necessary to retain a lawyer to help clarify our non-profit status with the IRS. This is soon to be resolved.

Our membership report was hindered by the weather-canceled January meeting.

Dubuque County Fairgrounds will again be our quilt show location for 2012.

Fundraising report—date and name was brainstormed for our 2011 quilter's event.

Programs for 2011 are on-track. The mystery challenge incentives were shown and distribution of such was discussed.

Sharon Klocker will be in charge of Show and Tell.

Teresa Gottschalk will be in charge of the Freebee Room on guild meeting nights.

The meeting concluded at 7:40 p.m.

Submitted by Barb Orfield



Rubyheart and Co.



Statler Stitcher
Longarm machine quilting . . .

Quilted with TLC 

Natalie Hosch Phone 563-599-6560



Hidden
Quilts

Carol Long

915B East Mineral Street • Platteville, WI 53818

Quilt Fabric • Patterns • Notions • Classes

Tues–Fri 10 am–6 pm • Sat 10 am–4 pm

608-348-4977

October Membership

Cristina Putman

January guild meeting was canceled because of the weather. Just a reminder to pay your dues at the February meeting. The form is in the January newsletter.

Retreat

Peg O'Reilly

The next retreat will be on March 4-6, 2011. At this point, depending on the amount of people going, the fee will remain at \$130.00 per person.

**We have room for three more quilters—
contact me!**

I will be collecting money at the February meeting.

Treasurer Report

Elaine Mitchell

December 2010

Beginning Balance	\$4363.84
Income	\$.23
Expenses	\$994.57
Ending Balance	\$3369.50
CD's	\$11,104.94

Fee Bee Dee

Custom Fabric Printing!!!


40 S. Bonson, Platteville, WI
(608) 348-2552
phoebe@feebeedee.com
www.feebeedee.com

Drawings,
Photos, and
More! 

Newsletter Information

Barb Manders

All information for the newsletter is due to the editor by the first of each month that it is to be published. The same for ad copy. Thanks.



A unique quilt, bead and gift shop

Open: Mon. 10-5 Tues. 6-8 Wed. 10-5
Thurs. 10-7 Fri. 10-5 Sat. 9-2

224 1st Ave W, Cascade, IA

Carol Coyle—Owner 563-852-7765

Programs with Barb Brockett

We were all sorry that the Weather did not cooperate in January, but have no fear, we will fit it all in. Our speaker, Wendy O'Hara, has rescheduled for March. She is looking forward to sharing her work with "*Little Dresses for Africa*," and I am looking forward to this a lot.

Many people have contacted me concerning the mystery quilt project. You can turn in step #1 in February or March. The instructions for Step #1 are included in this newsletter on page 5, and I will go over it during our meeting as well as presenting Step #2. If you have completed step #1, bring in one of your squares with your name attached to the back. I will record your progress and give your piece back to you at the end of the meeting. It will be interesting to see the color combinations that everybody chooses.

Looking further ahead;

March . . . January program

April . . . we will have Karen Sue Brandt present her program on "*Feedsacks*."

May . . . brings Joyce Mori with her trunk show and a half day workshop for the next day, May 17. Mark your calendars now! We also need to remember that April and May, when we have paid speakers, there will be a \$5.00 charge for guests. We have a lot planned for this year—I hope you can join us every month.

Library News

Mary Nauman

We have cleaned up the Library and will have books for sale at the February meeting—they range from \$3.00 to \$1.00. I will have an empty box for you to return your borrowed books, please place them in this box. When taking a book out would you please sign the card with you name, the month and year. Thank you.



**February meeting starting at
7:30pm because of conflict with
the church activities.**



**Kimmer's
Wandering Stitch**
Custom Machine Quilting
Kim L. Lange and a Gammill Quilting Machine
Dubuque, Iowa Independent Sales Rep!
563-564-1628
wanderingstitch@mchsi.com
www.wanderingstitch.com



**The Cotton Cabin
Quilt Shop** **We Have Moved!**
1075 Main St • Dubuque, IA
Email: info@cottoncabinquilts.com
www.cottoncabinquilts.com 563-582-0800
Shop Hours: M-F 10-5, Sat 10-4
*Your favorite quilting fabric and stitching products housed in a
unique, 1840's building located in historic Cable Car Square. You'll
find Fabric, Wool, Kits, Stitcheries, Longarm Quilting,
Retreats and... Much, Much MORE!*



**PHAT
1/4's**



Galena's Quilt Store—Centered in the Heart of Historic Galena
Bernina Sewing Machines & Accessories
Horn Cabinets
Large Selection of Fabrics
(815) 776-0034
<http://www.phatquarters.info>



Winter Hours
Mon-Thurs 10:30am–4pm
Fri–Sat 10am–5pm
Sun 10:30am–3pm
email: info@phatquarters.info

303 S. Commerce
Galena, IL 61036

Shop Talk

Spools N Jewels—We have been playing with some new rulers that make amazing designs. Using the wedge ruler, I have a sample of the spicy spiral table runner, a bargello-type table runner, also, using shade cascade fabric and a 45 degree ruler, we made a bright spiral quilt, and we are working on some others. I will have a class schedule ready soon, so if you aren't on my e-mail, contact me at spoolsnjewels@netins.net

Stitch N Sew Cottage—New fabric arrives weekly. Our Presidents Day Sale is Feb 21st. 7-8am 30% off 8-5pm 20% off. Check our web sight for March retreat. Block of the month and a sit n sew project. 319-656-2923, www.stitchnsewcottage.com

JoQuilter Fabrics—Join me in my journey to “finish up” projects that have been “mellowing” while waiting their turn to “shine”. Check out my blog at www.joquilterblog.blogspot.com. If you need help trying to imagine what can be done to some of “your UFO projects,” come see me on Friday afternoons and we will brainstorm together.

Phat Quarters—

Cotton Cabin— is now fully stocked with many beautiful fabrics for spring and summer. You'll find lots of floral prints in colors from pastel to bright! Tired of crawling around the floor to lay out your quilts? Ask to see the new design wall now on display at our shop!

Vintage Threads—THINK SPRING!!! Many new spring fabrics arriving daily. Sunkissed by Sweetwater and Fresh Flowers by Deb Strain just to name a few. Our new BOM will be starting the third week of February. Still time to sign up. Check out our newsletter on the web - vintagethreads@iowatelecom.net to see the quilt or stop in the shop and see it in person.

The Quiltmaker's Shoppe— Save the date! Lynne Hagmeier of Kansas Troubles Quilters and Moda Fabrics will be presenting a trunk show and workshop Saturday, April 2. The trunk show and lecture session 9-11:30 AM includes meet-and-greet time and a light breakfast for \$30. The workshop 1-4 PM features Lynne's raw edge applique technique and includes the kit and snacks for \$45. Call today to reserve a spot for you and your friends! Attend both sessions for \$65. 563-927-8017. For more information visit our website www.thequiltmakershoppe.com **I-80 Quilters One-Stop Shopping Spree** . . . check ad copy on page 6 in January issue.



Spring along 20 Shop Hop
April 7, 8, & 9th

- shop specials
- free gifts
- Grand Prizes

Must visit all three shops to be eligible for Grand Prizes.

Shop Hop Hours:
Thursday —9am–8pm
Friday—9am–5pm
Saturday—9am–4pm

Merry's Stitchins
1923 Baker Rd.
Jesup, IA 50648

The Quiltmaker's Shoppe
110 East Main St.
Manchester, IA 52057

Vintage Threads Quilt Shoppe
234 1st Ave. E.
Dyersville, IA 52040



The
newsletter is on
the
website now.
Check it out.
Website
address is
on page 8.

Stitch 'n Sew Cottage
Quilter's Heaven

Fabrics • Notions • Quilting Supplies
Pillow Forms • Books • Embroidery Supplies •

Hours: Mon–Sat 9am to 5pm
Bring your quilt guild card for a 10% discount
At our store in Kalona

Phone: 319-656-2923 207 4th Street — Kalona, IA 52247
www.stitchnsewcottage.com





The Quiltmaker's Shoppe

110 East Main Street • Manchester, IA 52057
Let us bring out the quiltmaker in you!

Hours:
Mon –Fri • 9–5
Thurs • 9–7 • Sat • 9–4

www.thequiltmakershoppe.com 563-927-8017

Kathy Wilgenbusch

Mystery Quilt: "Split the Difference", by Judy Hopkins

50" X 50" , 7 steps

Fabric Requirements; 2-1/8 yards LIGHT fabric, print or solid, for background and border.

1-7/8 yards DARK fabric, print or solid

Do up that red and white (or blue and white) quilt you've always wanted to make... or use the school colors of your favorite student, or any other two-color combination that pleases you. If you use prints, avoid obviously-directional fabrics. You might want to consider a soft, multicolored, watercolor-y print for the LIGHT and a small-scale, tone-on-tone print that "reads" like a solid for the DARK.

Whatever fabric combination you use, remember that in a two-colored quilt, **STRONG CONTRAST BETWEEN THE LIGHT AND DARK IS CRUCIAL**. Make sure you'll be able to distinctly see the "line" when the fabric joined.

Fabric requirements include fabric for border and binding.

CUTTING INSTRUCTIONS

LIGHT Fabric:

*Cut 6 selvage-to-selvage strips, each 2-5/8" wide. From **THREE** of these strips cut a total of 36 squares, 2-5/8" X 2-5/8". Cut the squares once diagonally to make 72 half-square triangles. **LEAVE THE REMAINING STRIPS UNCUT.**

*From the **LENGTH** of the remaining piece of LIGHT fabric, cut 4 strips, each 4-1/2" wide x at least 54" long. Set aside for borders.

*From the remaining piece of Light fabric (which will be about 24" wide), cut 4 crosswise pieces, each 7-7/8" X about 24". Stack the strips with all **RIGHT SIDE UP** and cut a total of 36 segments, each 2-1/4", too make 2-1/4" X 7-7/8" rectangles.

With fabrics all **RIGHT SIDE UP**, nip one corner at a 45-degree angle from upper right corner, inwards to bottom when strip is laid length-wise. Pin the nipped-off corners together and set them aside.

*From the remaining piece of light fabric, cut 4 crosswise strips, each 6-1/8" x about 24". Stack the strips with the fabric **RIGHT SIDE UP** and cut a total of 36 segments, each 2-1/4" wide to make 2-1/4" X 6-1/8" rectangles.

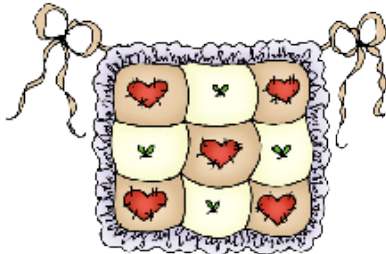
With fabric all **RIGHT SIDE UP**, and laying lengthwise, nip on corner of each rectangle at a 45-degree angle from lower right corner upward and in. Pin the nipped off corners together and set them aside.

Mystery Quilt #1

All Ad ppeople

Just let me know by email if you are continuing your ads or dropping out. New year starts with the March issue. You can pay at the meeting and give to membership. The form is in the January news letter. Thanks

Barb Manders



Extra Ad Fees

Special Sizes

7 1/2" x 2 1/2" 1/4 page \$9.50

7 1/5 " x 5" 1/2 page \$19.50

7 1/2 x 10 Full page \$36.00

Larger sizes will be charged \$1.00 per inch of additional space.

2 1/4 x 3 1/2" (business card size) \$5/ad



**Yearly Ads Advertisers
(11 issues—March-Feb. no Dec.)**

**Single Month Ads
2 1/4" x 3 1/2" (business card size)
\$64/year.**

**This also includes one full year
membership to the guild.**



 **JoQuilter Fabrics**
Home of the "Big Stitch"

128 South Riverview, Bellevue, IA
email: joquilter@iowatelecom.net
website: www.joquilter.com

Open: 11am–5pm • Thurs • Fri • Sat • Sun • Mon
Phone 563-872-3473



While you're here, enjoy the rest of Bellevue and Jackson County!

Swap Club

by Ruth Lyon

The new session of Swap Club continues this month. Since our meeting was cancelled last month, please bring your squares for both January (lavender) and February (maroon) to our February meeting.

Bring SEVENTEEN (17) 6-inch squares of the specified color in a plastic bag marked with your name to the guild meeting. Please use Good-Quality 100% cotton fabric that is pre-washed and pressed. If you will miss a meeting please send your squares with a friend if possible.

The colors for the session will be:

February: Maroon

March: Neon blue (bright blue)

April: Onyx (black)

May: Peach

June: Quince (yellow)

Thanks again for being part of the Swap Club!

How to Send Your Ad

While I (Barb Manders) do the advertising, I prefer to create the ad. But you must email me the ad copy in Word or email message. This is at no extra fee. You proof the ad copy. Send any graphics by JPG in email. You can PDF me a copy of how you would like the layout if you like and I will try to design it to match. Usually the PDF files sent to me are not printer quality or too large in memory for the newsletter. They look OK on the monitor screen but not printed. That is why I like to redo them. Any questions-email me (Barb Manders).

Thanks


**Vintage
Threads**
Quilt Shoppe

Quilt Fabric • Books • Patterns
Notions • Classes • Horn Cabinets

Deb Jaeger
Sue Maloney

234 1st Ave. E.
Dyersville, Iowa 52040
563.875.7330

vintagethreads@iowatelecom.net
www.vintagethreads.net
Mon–Fri: 9–5 • Sat: 9–2

Peg's Quality Quilting

Peg Ries

512-2nd St. SW

Epworth, IA 52045

563-876-3100

pegsqq@mchsi.com

"Each quilt treated as if it
were my own."

Quilting since 1989

For all of
your long-arm
machine quilting needs,
call or email for additional
information.

Brochures available upon
request.

Turkey Tracks



Cutting

Background Fabric

Cut a 16" square. After appliqué is complete, trim the block to 14½", making sure design is centered.

Green Fabric

Prepare one A and four Bs. Finished size shapes are provided. Prepare for your favorite hand or machine appliqué technique, adding a turn under allowance if necessary.

Burgundy Fabric

Prepare eight C shapes.

Assemble block

Fold and crease the background block on both diagonals.



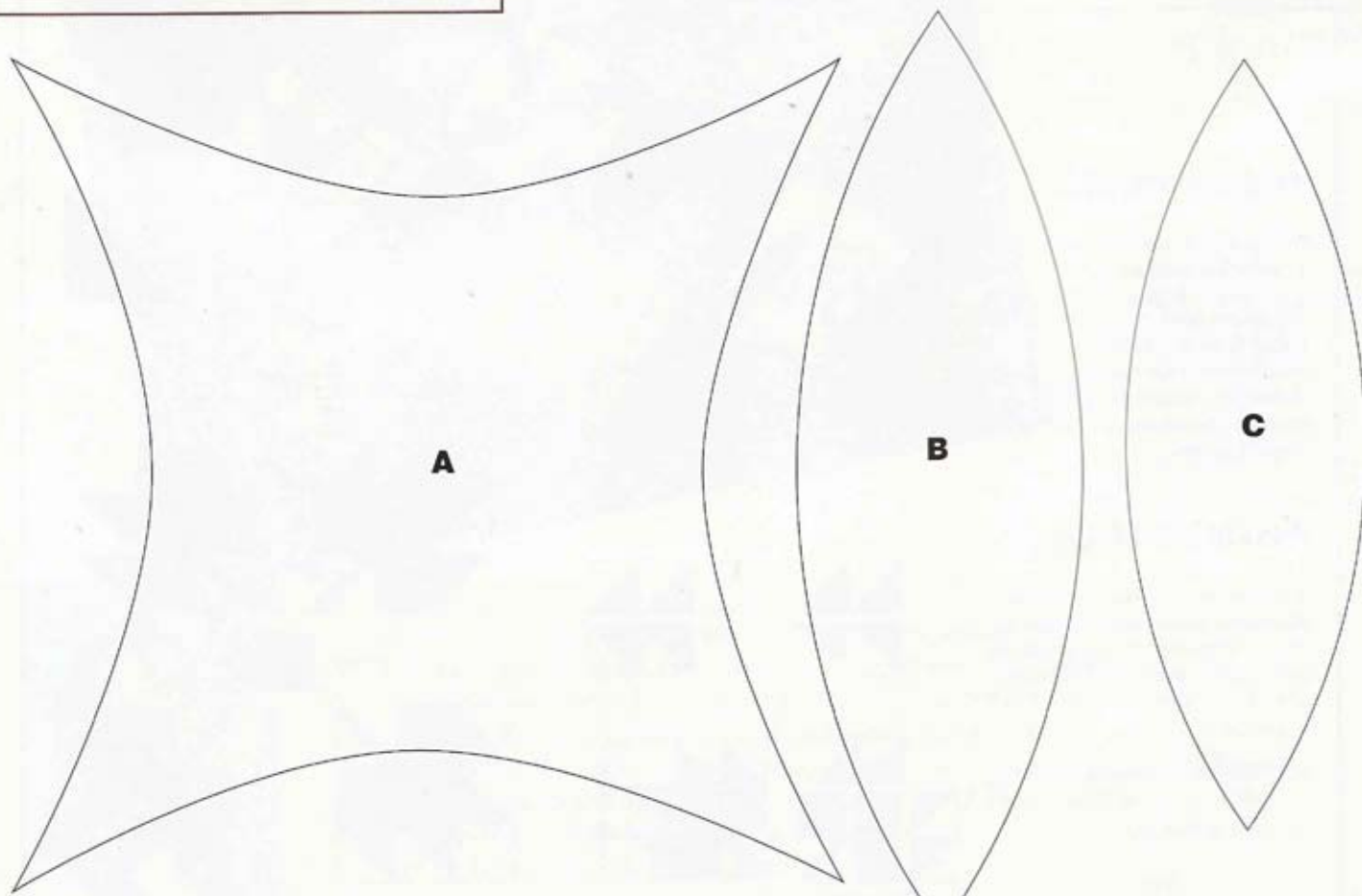
Position and appliqué shape A so the four points align with the diagonals.



Position and appliqué Bs on the diagonals.



Position and appliqué Cs. Maintain the same positioning on all four sections.



Last Year's BOM. We have two more and will place them as we have room. Also will publish the finished quilt again for all the quilters that are making the quilt for themselves. Remember one for community service and one for you.

November BOM 2010



Barb Manders
6889 Hwy 52
Bellevue, IA 520311

**February
2011**

website

<http://www.cablecarquilters.com>

mailing address

Cable Car Quilters
P. O. Box 1147, Dubuque, IA 52001

Mission Statement

The Cable Car Quilters Guild is organized to promote quilting and related fiber arts. The guild will conduct educational programs in the techniques and design of making both heirloom and modern quilts. The guild will, from time to time, make charitable quilts for distribution to individuals and organizations.

Cable Car Quilters Guild Officers 2011

President— Karen Cowell 563-552-1533 18383 Paradise Hts Rd, Durango IA 52039 KarenCowellJ@aol.com
1st VP—Bert Walker 608-725-5317 515 Pennsylvania St., Cassville WI 53806 rpwalkerz3@yahoo.com
Program Coordinator— Barb Brockett 563-564-0993 1131 #2 Main Street, Dubuque IA 52001 bjbsews@yahoo.com
Treasurer— Elaine Mitchell 563-588-1691 15356 Abbey Circle Peosta, IA 52068 diettou@gmail.com
Membership—Cristina Putnam 1366 Thomas Place Dubuque, IA 52001 cputnam71@yahoo.com
Newsletter—Barb Orfield 563-583-7507 2432 Briarwood Dr, Dubuque, IA 52001

Barb Manders 563-556-6419 6989 Hwy 52, Bellevue, IA 52031 bmanders@netins.net

Advertising—editor of newsletter—email mailings—not a board member

Fundraising—Karen Demaree 608-348-6271 825 Stonebridge Rd. #15, Platteville, WI 53818 quilthyme@yahoo.com
Quilt Show—Barb Mills 563-773-2304 595 St Catherine Rd., Bellevue IA 52031 millsdb@jcwifi.com

Cable Car Quilters Committees 2011

Community Service—Paula Soppe 815-777-2842 244 Hickory St., Galena, IL 61036 paulajean1955@sbcglobal.net
Retreat Coordinator—Peg O'Reilly 815-777-4149 8399 W. Council Hill Rd., Galena, IL 61036 peglar@jcwifi.com
co chair—Annette Klingsporn 815-776-9433 6 Basswood Galena, IL 61036 klinger@galenalink.co
Tech ED

Librarian—Mary Nauman 563-588-1737 2464 Pearl St Dubuque, IA 52001 maryalicenauman@msn.com
Show and Tell— Sharon Klocker 563-588-1577 3226 Honeysuckle Ln. Dubuque IA 52001