




Cable Car Quilters Guild

Dubuque, IA



Vol. 32

February 2013

No 2

Presidential Prose . . . Barb Brockett


I would like to start out with a correction to last months letter. I should have said that we had an unbalanced **budget** rather than a deficit budget as we do have 2 CD's to fall back on. But now that that is clear—let's move forward. We had a nice response to the Quilter's roses raffle and Zandra has another project to introduce to us in March that should be a lot of fun. Hopefully we can kick that unbalanced right out the window and keep having great speakers and community service projects, etc. But let's not get ahead of ourselves.

For February we will be having a Presidential Challenge, I love the POWER, only kidding. I thought it would be fun to do a challenge similar to the Stick Challenge we did a few years ago. This time you just need to know how to spell your own name. Since it won't take long to introduce the concept, Karen D. will also be bringing a group of quilts to show that have been donated to Quilts Of Valor. It will be fun to see the many ideas and creative ways that people use to show thanks to our Vets.

I hope you are all surviving the crazy ups and downs of our winter weather—and I'll see you at Guild!!



This is the first (of many) quilts, Bert made from all the "President's Retirement" FQ's she got from the CCQG members.



February guild meets Monday—the 18th

Meets every 3rd Monday of each month (except December) at Holy Trinity Lutheran Church in the Fellowship Hall (lower level.) 1755 Delhi St. Starts at 7pm.

February Program—

Barb Brockett has a "President's Challenge"

Whitney Moss

Reminders

Strip Club

Bring 10 strips (3½" wide by the full width of the fabric) in a baggie with your name

Swap Club

Bring 17 squares of "hearts" fabric

Dues are Due

Form in Jan newsletter

Fundraising

Zandra Schamper

We have calendars yet to sell. Please see me at the meeting.

Minutes

Mary Nauman

Cable Car Quilters Guild Board meeting was called to order on Monday, January 28, 2013, by President Barb Brockett.

Members present were

VP—Irene Raby,

Treas.—Elaine Mitchell,

Sec.—Mary Nauman,

Membership—Jackie Goodrich

Fundraising—Zandra Schamper

QuiltShow—Barb Mills.

Absent Whitney Moss, Janaan Gottschalk & Julie Brietsprecker.

Secretary's report was read and approved.

Treasurer's report was read and approved.

Jackie reported 57 renewals and one new member.

Zandra reported that we made \$100.00 on the the raffle. Selling of candles was discussed.

It will be explained at the Feb. meeting.

Treasurer Report

Elaine Mitchell

December 2012

Beginning Balance	\$2,975.15
Income	\$490.12
Expenses	\$1023.11
Ending Balance	\$2442.16
CD's	\$11,204.69

Retreat Dates

Kathy Dulzo

Retreat is March 1-3—2013.

Did You Know . . .

There is a waiting list for the March retreat?

Strip Club Members

Bert Walker

We will be starting the Strip Club Exchange at the February meeting. Please bring 10 strips (3½" wide by the full width of the fabric) in a baggie with your name on it. If you haven't signed up for the exchange, you may still participate. Just bring 10 (3½" wide) strips of good quality 100% cotton fabric to the February meeting. Happy stripping!!!

Community Service Projects

Peg Weber and Karen Demaree

Peggy Weber will be leading the work-days and Karen Demaree will be helping with the kits, cutting and cheerleading. We would like to know where you would like quilts to go this year. If you have a non-profit that is in need of quilts to give to people (not as a fund raiser,) please bring details to the meeting. We need to know who is being served (adults, children, etc), how many they are needing, and the time frame. We don't have to save them all until November, just get pictures before distributing.

WANTED: a more accessible location for our guild storage and workday space. The facilities at NICC are great, but the location is not the best. It is difficult to find parking and we don't always have access to the space.

So if you know of a church or other facility that would have a lockable storage room (we have 3–6' shelves) around 250–300 sq ft and a space where we can set up machines, etc on our workdays, please let Peggy or Karen know. Rental is negotiable. If we have easier access, workdays can be more flexible.

Membership

Jackie Goodrich

56 members

1 new and 3 or so guests.

Don't forget to sign in!

Have you paid your dues yet? Form is in the January newsletter. To be on the membership list in time you must be paid by March.



**Bernina Sewing Machines
& Accessories
Horn Cabinets
Large Selection of Fabrics**

315 - 319 So. Main Street
Galena, IL 61036

(815) 776-0034

Winter Hours

Mon-Thurs 10:30am-4pm

Fri-Sat 10am-5pm

Sun 10:30am-3pm

<http://www.phatquarters.info>

email: info@phatquarters.info



110 East Main Street • Manchester, IA 52057

Let us bring out the quiltmaker in you!

Hours:

Mon - Fri • 9-5

Thurs • 9-7 • Sat • 9-4

www.thequiltmakershoppe.com

Kathy Wilgenbusch

563-927-8017

Would you rather quilt than do alterations?

Call

Barb's Sewing Room

Sewing and Alterations

Barbara Brockett

1131 Main St. Apt #2 Dubuque, IA 52001

563-564-0993

bjbsews@yahoo.com

What's Coming Up

Whitney Moss

March

Becky Wright will be here with *Civil War Quilts*

Joan's Quilt!

Jo Fifield

Seeing how Joan is an art quilter and did not have a quilt to cuddle on the sofa with, I decided she needed one. The actual year we moved to Dubuque was 1982, and I met her at the first meeting when Lois Arnold invited some ladies to her house to talk about starting a guild. It was then that I learned Joan only lived a block away from me. We have been friends since that time. I had intended to finish it in time to give it to her as a Christmas gift, but that didn't happen. Then it was going to be an Epiphany gift, that didn't happen either. Then I decided to give it to her the next time I saw her which happened to be at the guild meeting. It was well-planned luck that I had my girls (two daughters and a granddaughter) with me that night. They loved being there.

The label reads: Everyone needs "A Cuddle Quilt" and this is yours, Joan Dubay Tully, to celebrate 30 years of friendship.



Photo by Barb Sooggin

Jo Fifield on the left with Joan Tully on the right.

Bus Trips—It is time to plan for an upcoming bus trip.

Joan Oberfoell

The International Quilt Show is returning to the Donald E. Stephen Convention Center in Rosemont IL on Friday June 21 and Saturday June 22.

Format: Mini classes and Create on the Spot, plus lots of vendors and quilts. The bus will leave each day at 6 am from the Dubuque Walmart. The bus will stop at the Galena Walmart, Elizabeth (old high school) and Stockton High School to pick up additional quilters. We will have a brief rest stop at the Belvidere Oasis. We'll return to Dubuque around 8pm. Cost of \$42.00 per person includes bus and admission. Make checks payable to Cable Car Quilters. Indicate Friday or Saturday. Send to:

Joan Oberfoell 17665 Gondola Dr. • Dubuque, IA 52001

e-mail joberfoell@msn.com phone 563-588-4880

Vintage Threads

Quilt Shoppe

Quilt Fabric • Books • Patterns
Notions • Classes • Horn Cabinets


Deb Jaeger
Sue Maloney

234 1st Ave. E.
Dyersville, Iowa 52040

563.875.7330

vintagethreads@iowatelecom.net
www.vintagethreads.net

Mon–Fri: 9–5 • Sat: 9–2



10th Anniversary Block

Quilts of Valor

Cyndy Billmeyer

A Quilt of Valor was sent to Cmdr. Thomas L, USN, 1976-1996, in January. This “*Moda one star*” quilt was pieced and quilted by Sherene Lochner from our guild. I am getting another QOV ready to send out by mid-February. This will go to Herbert H., USN. served in WWII, 93 yrs old. Soft blues and golds patchwork for Herbert.

Thank you also to Gail Heinhold, of our guild, for piecing *Moda one star* blocks and alternate blocks into a top.

Quilts of Valor Foundation is celebrating our 10th anniversary this year. So far, over 80,500 quilts have been presented to Wounded Warriors and combat Veterans. In honor of our 10 years of service, QOVF is sponsoring a “**Block Party.**” The idea is for everyone (throughout the country) who wants to, to sew one or more “**10th Anniversary Blocks.**” Sign your first name & state. Put the block in an envelope and mail to the address given. (For our convenience, Barb is going to send out the pattern via email.) You can send in the blocks yourself, or I will collect them at guild and send them in.

The anniversary blocks will be distributed among the State/Regional Coordinators who participate. I will have guidelines and paper copies of the pattern for this 8.5" block at guild. I will also have more copies of the patterns I had last month. Thank you for supporting Quilts of Valor.

Cabin fever has definitely hit. I find myself in my sewing room most every day through the winter so far. Never knew I could be so productive!! Pictures on fb. THINK SPRING, PLEASE!!!

Swap Club

Ruth Lyon

Our new swap session is off to a good start.

This month, please bring 17 six-inch squares of “Hearts” fabric in a plastic bag marked with your name.

Here are the fabrics to bring in future months:

March: Bunnies, eggs or baskets

April: Houses or other buildings

May: Clothing

June: Games or toys

563-583 7285

rrlyon@mchsi.com

Spring along 20 Shop Hop

March 21, 22, 23rd

• Grand Prizes
• free gifts



Must visit all three shops
to be eligible for Grand Prizes.

Merry's Stitchins
1923 Baker Rd.
Jesup, IA 50648

Vintage Threads
Quilt Shoppe
234 1st Ave. E.
Dyersville, IA 52040

The Quiltmaker's Shoppe
110 East Main St.
Manchester, IA 52057

Shop Hop Hours:

Thursday —9am–7pm

Friday—9am–5pm

Saturday—9am–4pm





The Cotton Cabin Quilt Shop **We Have Moved!**

1075 Main St • Dubuque, IA

Email: info@cottoncabinquilts.com

www.cottoncabinquilts.com 563-582-0800

Shop Hours: M-F 10-5, Sat 10-4

Your favorite quilting fabric and stitching products housed in a unique, 1840's building located in historic Cable Car Square. You'll find Fabric, Wool, Kits, Stitches, Longarm Quilting, Retreats and... Much, Much MORE!

Peg's Quality Quilting

Peg Ries

512-2nd St. SW • Epworth, IA 52045

563-876-3100

pegsqq@mchsi.com

"Each quilt treated as if it were my own."

Quilting since 1989

For all of your long-arm machine quilting needs,
call or email for additional information.

Brochures available upon request.

Shop Talk

Stitch N Sew Cottage: Take a day trip to Stitch N Sew Cottage. February 18th 7am-5pm Presidents Day sale. Come early for the best bargains. Many new fabric choices have arrived for your curiosity visit us on face book.

JoQuilter Fabrics: is no longer restocking Fossil Fern from Benartex because of the quality of the fabric from the new mill. If you're a Fossil Fern fan, please stop in while the selection is still good. Hours 11-4:00. Thursday thru Monday.

Vintage Threads: Stop in the shop or visit our web site to see our newest Block of the Month – "**A Year to Crow About.**" There is still time to sign up but don't delay because space is limited. Spring Along 20 Shop Hop - March 21, 22, 23. See ad on page 4.

The Quiltmaker Shoppe: Remember the I-80 Shopping Spree, Friday, Feb. 15, 10-5 & Saturday, Feb. 16, 10-4 at the Clarion Highlander Hotel, Iowa City, I-80 and Hwy 1, Exit 246. 16 vendors! We expanded "**Fat Tuesday**" to "**Fat February**"—all fat quarters are \$2.50 and selected fat quarters are \$1.50. We have great scrap quilt patterns & books to help use your stash! See you soon.

The Cotton Cabin Quilt Shop: is stocking up on beautiful spring fabrics. Now is a great time to work on something cheery for Spring. Mark your calendars for our Valentine's Day sale —February 13-16 with 20% savings storewide. Also—if you'd like to visit quilt shops in the tri-state area, reserve a spot on the Cotton Cabin Spring Shop Hop bus. We'll visit 7 shops located in Iowa, Illinois and Wisconsin. \$140 fee includes bus, hotel and meals. Stop by the Cotton Cabin to pick up a registration form.

Phat 1/4s: The Galena Chapter of Project Linus is having their Quilt Day this coming Saturday, February 9 at Stoney Creek Inn from 10am–3 pm. Don't forget to stop in after and check out our Super Sale, at least 30% off all fabric. Also Instant Savings on Bernina sewing machines starts February 11.

Peg's Quality Quilting: Thinking about the quilting that your longarm machine quilter will be doing to your newly pieced quilt top actually should begin as you are picking out the pattern and the fabric, especially if you are buying the backing at the same time as fabric for the top. With your fabric beside you, look at the picture of the completed quilt on the pattern/book and decide what thread color(s) you might want. If you want the threads to blend in with your predominant fabric colors, do you want them to also blend in with the backing? If so, a 'smart' back should be chosen—a print that has the same predominant color scheme as the fabrics in the top. Thus, 'pokies' from the top, especially when a thinner batting is used, will be hidden in the print of the backing. When the top has mostly darker fabric, a light tone-on-tone or solid light color should not be chosen unless you don't mind a colored thread showing on the backing. (More on backing education next month.) Stop in at Peg's Quality Quilting any time for free, no-obligation estimates on quilting possibilities, or just to get quilting ideas for your own free-arm quilting.



**Hidden
Quilts**

Carol Long

915B East Mineral Street • Platteville, WI 53818

Quilt Fabric • Patterns • Notions • Classes

Tues–Fri 10 am–6 pm • Sat 10 am–4 pm

hiddenquilts@centurytel.net

608-348-4977

LINDA ALTHAUS

althaus@yousq.net
563-543-3101

TREASURED STITCHES
Long Arm Quilting

9934 Katie Cove
Dubuque, IA 52003

I-80 One-Stop Shopping Spree

Saturday—February 16, 10-5 and Sunday—February 17, 10-4

New Location!

Clarion Highlander Inn, Iowa City

More space, more vendors, more fun!

Gather your quilting friends for a fun-filled weekend of shopping with
16 vendors all under one roof.

See the latest and best in kits, fabrics, notions, patterns and inspiration!

For more info call Barb @ 319-668-1977 or Kathy @ 563-927-8017

New Idea— I Need To Know!

Barb Manders

Something that I have always wanted to add to the newsletter over the years but didn't—going to give it a try now. We have lots of new quilters and lots of very experience quilters. My idea is questions and answers. A question that any quilter has— email me the question with or without your name and I will post it in the newsletter. The answers would come from any quilter— with or without their name. We can have lots of different answers and I will post as many questions as we have room.

Q: When hand sewing your finished binding to your quilt—what kind of thread do you use? Normal sewing thread or hand quilting thread? *Barb Manders—this is a real question and I do want to know.*

A: Please email Barb **your** answer and it will be posted in the March newsletter. We can use as many answers as come in and also as many questions as come in.

Stitch 'n Sew Cottage Quilter's Heaven

Fabrics • Notions • Quilting Supplies
Pillow Forms • Books • Embroidery Supplies • Batting

Hours: Mon–Sat 9am to 5pm

Bring your quilt guild card for a 10% discount

At our store in Kalona

Phone: 319-656-2923 207 4th Street — Kalona, IA 52247

www.stitchnsewcottage.com



JoQuilter Fabrics

Home of the "Big Stitch"



128 South Riverview, Bellevue, IA

email: joquilter@iowatelecom.net

website: www.joquilter.com

Open: 11am–4pm • Thurs • Fri • Sat • Sun • Mon

Phone 563-872-3473



While you're here, enjoy the rest of Bellevue and Jackson County!

Cutting Board Care . . .

My cutting board has deep ridges and is getting ruined! Any ideas why this is happening?

This is from having a dull blade on your cutter. When your blade is dull, then you have to adjust the pressure you put on your rotary cutter in order for it to cut. More pressure, deeper ridges. Your blade should be changed often, so you don't have to force your blade through the cloth.

How do you choose the right cutting mat for the job? Here are a few things to look for when selecting a quality cutting mat and how to properly care for them.

Cutting Mat Types—For every project where you use either a utility knife or a rotary cutter, you also need a cutting mat. Cutting mats protect the work surface from damage, and prevent the blade from dulling quickly. Cutting mats are described as either hard-surface or self-healing (soft surface). Hard-surface cutting mats (self-sealing) are more rigid and more rugged, since the blade skims over the mat surface without cutting into it. Self-healing cutting mats are thinner and more flexible and usually have a thin layer of colored vinyl on the cutting surface. Cutting blades create tiny scratches in the mat surface that reclose afterward; thus the description "self-healing." Both types are appropriate for sewing, quilting, signmaking, printing, and many other uses.

Cutting Mat Size—In general, choose the largest mat that fits the work and storage areas available. If using a rotary cutter to cut pattern pieces, a full-size cutting-table mat is ideal. For quilting, a fabric cutting mat 24" or larger permits cutting strips across the fabric width with only a single fold; providing greater accuracy. The largest self-healing cutting mat we offer is 4' x 8' (48" x 96"). Any size larger than this will require one of our oversize or large cutting mats available from 24" by 48" up to 6 feet by 12 feet.

Cutting Mat Thickness—Self-healing cutting mats are generally either 2 millimeters (mm) or 3 mm in thickness. 2 mm mats have more of a plastic texture and are often either too smooth or too rough. 2 mm mats are often referred to as "hobby mats" and are not suitable for straight knife use. 2 mm mats generally have thin cores which makes them much more susceptible to cut-through. 2mm mats (such as OLFA and others), are more of a "hobby grade" mat and are not a professional-grade mat. A sign of a poor-quality cutting mat is one where the laminations have separated.

Our professional-quality self-healing cutting mats are 3 millimeters thick and made of 3 plies. The outer plies are .75 mm thick and give the mat self-healing properties. The inner core is 1.5 mm thick and prevents mat cut-through and extends blade life. We have self-healing cutting mats up to 48" x 96".

Large, Oversize, and Custom Cutting Mats—Need a large cutting mat or custom size cutting mat to fit your production table? We have a great selection of tough, long-lasting, 3/16" thick, polyethylene, self-sealing large cutting mats up to 6 ft. by 12 ft. We are happy to custom cut your mats at no extra charge. Optional printed alignment grid underlays are available for all our large, oversize, and custom-cut mats.

Continued next month . . .



February 2013

Barb Manders
6989 Hwy 52
Bellevue, IA 520311

website

<http://www.cablecarquilters.com>

mailing address

Cable Car Quilters

P. O. Box 1147, Dubuque, IA 52001

Mission Statement

The Cable Car Quilters Guild is organized to promote quilting and related fiber arts. The guild will conduct educational programs in the techniques and design of making both heirloom and modern quilts. The guild will, from time to time, make charitable quilts for distribution to individuals and organizations.

Cable Car Quilters Guild Officers 2013

President - Barb Brockett 563-564-0993 1131 #2 Main Street, Dubuque IA 52001 bjbsews@yahoo.com

1st VP - Irene Raby 510-590-8895 663 Fenelon Place Dubuque, IA irene.raby@gmail.com

Program Coordinator - Whitney Moss 515-689-8875 5635 Sunset Dr. Asbury, IA 52202 Ryan.whitnemooss@gmail.com

Treasurer - Elaine Mitchell 563-588-1691 15356 Abbey Circle Peosta, IA 52068 diettou@gmail.com

Secretary - Mary Nauman 563-588-1737 2464 Pearl St. Dubuque, IA 86gad10@q.com

Membership - Jackie Goodrich 563-613-0968 2185 Yorktown Rd. Dubuque, IA 52002 autofruit1@yahoo.com

Newsletter - Janaan Gottschalk 563-582-0419 4244 Swan Dr. Dubuque, IA 52001

Julie Breitsprecker 563-583-9912 15344 Lore Mound Rd Dubuque IA 52002 Jjewelbreit@aol.com

Barb Manders 563-556-6419 6989 Hwy 52 Bellevue, IA 52031 bmanders@netins.net

Advertising - editor of newsletter - email mailings - not a board member

Barb Scoggin 563-556-5634 890 Valentine Dr. Dubuque, IA 52003 MrsWiggans@aol.com

Proof reader - not a board member

Fundraising - Zandra Schamper 815-297-4374 3587 W Culvert Rd. Scales Mound, IL 61075 zschamper@gmail.com

Quilt Show - Barb Mills 563-773-2304 595 St. Catherine Rd. Bellevue, IA 52031 millsdb@jcwifi.com

Cable Car Quilters Committees 2013

Community Service - Peggy Weber 563-557-9738 3466 Crestwood Dr. Dubuque, IA 52002 peggyweber@mediacombb.net

Retreat Coordinator - Kathy Dulzo 815-757-4661 3884 N Lonergan East Dubuque, IL kdulzo@frontier.com

Tech ED

Librarian - Joyce Voss 563-252-2852 206 N Bluff St. Guttenberg, IA 52052 jmvoss@hotmail.com

Show and Tell - Sharon Klocker 563-588-1577 3226 Honeysuckle Ln. Dubuque, IA 52001

Web Master - Karen Demaree 608-348-5094 820 E. Mineral, Apt B. Platteville, WI 53818 quilthyme@yahoo.com