



Cable Car Quilters Guild

Dubuque, IA



*Meets every 3rd Monday of each month (except December) at
Holy Trinity Lutheran Church in the Fellowship Hall (lower level). • 1755 Delhi St. Starts at 7pm.*

Vol 30

August 2011

No 8

Prose from your President

Karen Cowell

We had a wonderful time in Wyoming and not just because we were in the mountains BUT because we missed all the miserable hot weather you were having. I must confess I did not get my hex quilting project finished, in fact I did not even touch it while we were gone. I had hoped to visit a quilt shop in Wyoming but never got around to that—just a lot of eating, 4-wheeling, beer, horseback riding and good friends. After riding the horse for 3 hours I wish someone would invent a pair of jeans that has no seams in the private area—ouch.

Now I have a major problem—my sewing machine is not working and I need to take it in for repairs. I had planned to catch up on our mystery quilt and get the Xmas stocking made before we leave again to visit David's mother in Crookston, MN (up by Fargo, ND). So I will just have to catch up when I get home. However, on the bright side they have some quilt stores so maybe I can get some shopping in, if nothing else for some ideas—yea—like I don't already have a ton of ideas or should I say my challenges.

August sounds like we will have a great meeting—hope everyone can make it.

Guild Meeting is Monday August 15 *Barb Brockett*

It's hot & humid outside, but we are sewing Christmas stockings. The stockings are for Military families. In July, I demonstrated the Magic stocking method and passed out patterns & instructions. For our August meeting we will be continuing with this Project. Our stockings will be hung around our room and we will vote for our favorites. You can vote for as many as you want, or stuff the stocking of one favorite. We are voting with our money, spare change or paper (we can even accept checks made out to Cable Car Quilt Guild). The three top money raisers will receive prizes. The money goes for shipping the completed stockings and surplus funds will be sent to: Support for families of Deployed Military. If you didn't get a copy of the pattern—use any stocking pattern. There are no rules to follow except we need them turned in at the beginning of the meeting for voting. But I will collect stockings through the September meeting for the shipping deadline of October 1st.



Barb Mills

I am very excited to announce that well-known local quilter, teacher and lecturer Linda Halpin will be presenting two programs at our quilt show! There will be a lecture in the morning and one in the afternoon on Saturday, May 19, both available for **free** just for the price of admission to the show! What a deal! One program will be on Civil War quilts and the other on how to decorate with quilts, and if you've heard Linda talk before, you know both will be very interesting! Mark your calendar—and all your friends' and acquaintances' calendars—now!

Reminders ✓

- ✓ **Swap Club (17)**
6-inch squares of Silver
- ✓ **Mystery Quilt block**
Step 7
- ✓ **Money for chances** on
raffle quilt
- ✓ **Money for voting** for the
Christmas stockings

July, 2011 CCQG Board Minutes

*Submitted by Barb Orfield
for Jean Rieniets, Secretary*

Board members present: Karen Cowell, Bert Walker, Barb Brockett, Jean Rieniets, Elaine Mitchell, Christina Putnam, Barb Orfield, Karen Demaree and Barb Mills

The meeting was called to order at 6:30 pm by President Karen Cowell.

June 2011 minutes were approved as read.

The treasurer's report was approved as presented by Elaine Mitchell.

Membership chair, Christina Putman, reported that the guild has 92 paid members.

She asks that members keep her updated on new e-mail addresses. The information makes it possible for members to receive the Cable Car Quilt Guild newsletter on-line in a timely manner.

The motion was made (Barb Brockett) and seconded (Bert Walker) that a file be created for historical record keeping of hard copies of the CCQG monthly newsletter. MSC by board.

Barb Orfield, newsletter distributor, reported that 27 hardcopies were mailed. More newsletters are being emailed which helps reduce postage and printing expense. Copies are available at monthly meetings for guests and news members.

Barb Mills, quilt show coordinator, reported that the program presenter for the quilt show will be Linda Halpin. Linda has presented previously at CCQG.

Bert Walker, vice-president, plans a newcomers meeting during the month of August.

New business: A nomination committee is to be formed by October. Candidate names are needed for vice-president and secretary.

Retreat News from Kathy

I will be collecting for the October retreat at the July/Aug/Sept meetings. October 14-16, 2011. Thank you.



**Hidden
Quilts**

Carol Long

915B East Mineral Street • Platteville, WI 53818

Quilt Fabric • Patterns • Notions • Classes

Tues-Fri 10 am-6 pm • Sat 10 am-4 pm

608-348-4977

June Membership

Christine Putman

Please don't forget to sign in!

Attendance: 54 members

Guests: 2

Paid members to date: 96

New Members: 1

Lou Ann Valentine

113 Huy 35 Lot 5 Hazel Green WI 53811

(608) 748-9948

twohappyones@frontier.com

Get Involved, Make New Friends and Have Fun!!

Treasurer Report

Elaine Mitchell

June 2011

Beginning Balance \$2642.44

Income \$364.11

Expenses \$243.13

Ending Balance \$2,763.42

CD's \$11,120.36

Peg's Quality Quilting

Peg Ries

512-2nd St. SW • Epworth, IA 52045

563-876-3100

pegsqq@mchsi.com

"Each quilt treated as if it were my own."

Quilting since 1989

For all of your long-arm machine quilting needs,
call or email for additional information.

Brochures available upon request.

Newsletter Information

Barb Manders

All information for the newsletter is due to the editor by the first of each month that it is to be published. The same for ad copy. Thanks.



SPOOLS-N-JEWELS

A unique quilt, bead and gift shop

Open: Mon. 10-5

Tues. 6-8

Wed. 10-5

Thurs. 10-7

Fri. 10-5

Sat. 9-2

224 1st Ave W, Cascade, IA

Carol Coyle—Owner 563-852-7765

Programs with Barb Brockett

Our Mystery Quilt for 2011 is coming to an end. We should have up to 21 Quilt tops for show and tell during the August meeting for final charm qualification. You then have until the November meeting to get them quilted and bound for the extra charm holder.

September's program brings us Janis Mineart. She specializes in cleaning, restoring, and re-styling Vintage linens such as hankies, doilies, laces, etc. After her program Monday night we will have a day long class Tuesday when we can actually work with our linens. Sign-up has started & cost is \$35.00. Pick up your project list information at our meeting.

In **October**, Joyce Mori will give us a crash course in Organization. She specializes in working with people who have craft & sewing areas. Join us, maybe we will display our own before & after photos in November.

Mystery Quilt **Step 7**

Set the blocks together, 6 across and 6 down, to make a CABIN LIGHTS quilt, as shown below. Numerous setting options are possible; any set that works with Log Cabin blocks will work for these.

Add borders. You might want to use the corners you nipped from the LIGHT and DARK rectangles as part of a sawtooth border; cut 2-1/4" squares from your LIGHT and DARK scraps and divide them on the diagonal if you need more triangles. These will finish to 1-3/8".





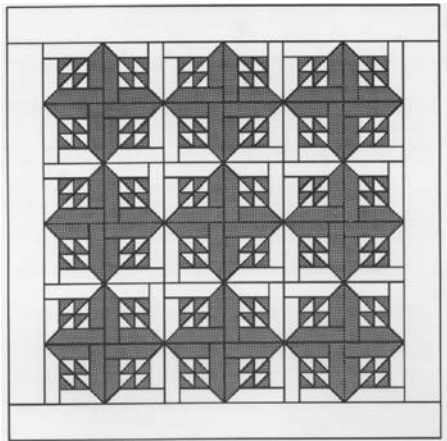
For plain borders: Measure the length of the quilt at the center, from raw edge to raw edge.

Cut two of the 4-1/2" wide LIGHT strips to that measurement and join them to the sides of the quilt with a 1/4" seam, matching the ends and centers and easing the edges to fit.

Then measure the width of the quilt at the center, including the border pieces that you just added. Cut the remaining LIGHT strips to the crosswise measurement and join to the top and bottom of the quilt, matching ends and centers and easing as necessary.

You will need 3-1/4 yards of fabric for backing (or 1-2/3 yards of 60"-wide fabric).

Bind with straight-grain or bias strips cut from the remaining DARK fabric. For 3/8"-wide (finished) double-fold binding, cut 2-1/2" strips.



Vintage
Threads

Quilt Shoppe

Quilt Fabric • Books • Patterns
Notions • Classes • Horn Cabinets

Deb Jaeger
Sue Maloney

234 1st Ave. E.
Dyersville, Iowa 52040
563.875.7330
vintagethreads@iowatelecom.net
www.vintagethreads.net
Mon-Fri: 9-5 • Sat: 9-2

Shop Talk

Spools N Jewels—Where has the time gone! Can you believe it has been 5 years since I turned the key to open Spools N Jewels! We've come a long way and have become more than a quilt store. Now it's time to say thank-you for those wonderful 5 years. Come and join me Friday, August 12 from 9-5 or Saturday, August 13 from 9-3, to help me celebrate my anniversary. I will be having store-wide specials, selling many samples that have been made over the years, having cake and goodies and giving many door prizes. I look forward to seeing you and thank you for your business over the years. I have met many friends and have a lot of great memories.

Stitch N Sew Cottage—New Christmas and Fall fabrics are now in. Many new panels to choose from. Monday, September 5th is our annual Labor Day Sale. Find many bargains and discounts in the tent sale, as well as store wide fabric and batting.

JoQuilter Fabrics—I have all three of the BOMs at the shop. If you like you may pick-up all of them up early and get that quilt finished. You can come in any time during regular shop hours. My hexagon quilt, "*Why do People Think I'm Crazy?*" has been juried into the AQS show in Des Moines.

Phat Quarters—We have moved to higher and drier ground after being flooded last Thursday, and our phone was connected 2 days ago. New address:

315 So. Main Street . . . Galena, IL (directly across the street from the trolley depot)

We did not lose all our inventory, and are now having a Flood Sale on all the items we salvaged from the store.

40% off fabric and 25% off patterns, thread, notions, and books. As we lost all our fixtures, our shop isn't pretty, but we are up and running.

Cotton Cabin—The Cotton Cabin 5th Anniversary Sale will be held Thursday, Friday & Saturday – August 25, 26 & 27. Save 20% storewide excluding Janome sewing machines, 40% on select kits and fabric. We will also have a sale on shop samples.

Vintage Threads—We are busy making kits for our quilt that will be featured in the upcoming issue of Quilt Sampler magazine hitting newsstands the first part of Sept. You can still reserve your kit and magazine. Madison quilt show is also coming up Sept. 8, 9, & 10. Our booth is #1012. We are planning another bus hop - Oct. 21 & 22. We will be visiting 8 great shops in three states. They have all been "TOP TEN" shops featured in the Quilt Sampler. Bus is filling fast so call or visit us on line - www.vintage.threads.net for more details.

Hidden Quilts—Be sure to stop & check out the Martingale Books—"That Patchwork Place" as they are offering their annual sale for August and September with 20% off plus double stamps toward a free book. Just in Cuddle fabric (like minkie) at 58-60" wide for backing kids quilts. It's so soft!!!

The Quiltmaker's Shoppe—is participating in the **Hop Into Fall Shop-to-Shop Hop. August 11-14.** Each shop designed a project. Soup sounds too hot now, but you'll receive a free soup recipe for the cooler fall days. Make the soup in the morning and sew all day! Gather some friends and enjoy a couple of days exploring our shops!

Tri-State Treasure Hunt Shop Hop

Kathy Regan

Thank you to everyone that participated. Congratulations to the following basket winners from each shop – Ruth Ruen, Tammy Herbst, Teresa Droessler, Becky Stevicks, Jolee Demmer. Winner of the Hoffman Fabrics from the Treasure Hunt was Ellie Senne.



Stitch 'n Sew Cottage Quilter's Heaven

Fabrics • Notions • Quilting Supplies
Pillow Forms • Books • Embroidery Supplies • Batting

Hours: Mon–Sat 9am to 5pm

Bring your quilt guild card for a 10% discount

At our store in Kalona

Phone: 319-656-2923 207 4th Street — Kalona, IA 52247

www.stitchnsewcottage.com



When Good Stitches Go Bad

from the internet

Oh, how I love being seated in front of my beloved sewing machine, moving my latest creation under the needle in a steady rhythm, free-motion quilting away until . . . the thread breaks; I notice the stitches are skipping; or a little tug tells me there is a problem underneath the fabric, like an unsightly nest of bobbin thread.

That's when the tension starts to get to me—and I don't just mean the kind that lodges in my shoulders.

Let's face it: sometimes stitches go bad, and tension is usually the culprit. But not always. Sometimes there is a problem with the needle, the thread, or even (cough) lax machine maintenance.

Australian textile artist Dijanne Cevaál has some very helpful advice for solving these little stitch hiccups that can give us such a headache. As a quilting teacher and author of several books, she really knows her stuff.

Though Dijanne says you shouldn't worry about your stitching looking absolutely perfect, when stitch issues get in the way of your quilting enjoyment and artistry, you should consider the following:

1. Regardless of what the instruction books recommend for your machine, you will almost certainly have to adjust your tension for free-motion machine quilting.
2. It is impossible to say exactly what tension you should use, as it is dependent on the thickness of the thread, the needles you are using, the thickness and density of the batting you are using, and the backing fabric.
3. It is best to keep a small sampler piece of the materials you are working with so that you can check that the tension is right for the materials you are working with.
4. If you are having problems with the top of your work, such as threads breaking or stitches skipping, first check your needle; you may need to change it.
5. If you have changed the needle and the problem continues, there is usually something going on with your bobbin. Give it a good cleaning and then rethread it, making sure that your bobbin is properly wound.
6. If there are problems underneath your work such as tension or bunching of threads, it usually means there is a problem with the top of your machine. Rethread the top of your machine completely. With free-motion machine stitching it is possible for the threads to slip out of the tension plates, and tension is needed to make good stitches.

*When you pray for others,
God listens to you and blesses them; and sometimes,
when you are safe and happy, remember that someone has prayed for you.*



110 East Main Street • Manchester, IA 52057

Let us bring out the quiltmaker in you!

Hours:

Mon –Fri • 9–5

Thurs • 9–7 • Sat • 9–4

www.thequiltmakershoppe.com

Kathy Wilgenbusch

563-927-8017



**The Cotton Cabin
Quilt Shop**

We Have Moved!

1075 Main St • Dubuque, IA

Email: info@cottoncabinquilts.com

www.cottoncabinquilts.com 563-582-0800

Shop Hours: M-F 10-5, Sat 10-4

Your favorite quilting fabric and stitching products housed in a unique, 1840's building located in historic Cable Car Square. You'll find Fabric, Wool, Kits, Stitcheries, Longarm Quilting, Retreats and... Much, Much MORE!

Calling All New CCQG Members

Roberta Walker

Come to the New Members Meeting, Wednesday, Aug. 17th, 7:00 pm, here at Holy Trinity Lutheran Church. Meet the other new members, and members of the Board. We'll explain a bit about the Guild, what goes on at each meeting, how the Guild was formed, the activities we do, and all the fun times you can have! RSVP Roberta Walker at 608-725-5317 or email rpwalkerz3@yahoo.com to let me know you will be joining us that night. Hope to see you there!

Community Service Workshops

Pauline Maloney

Are scheduled for Thursday, August 25, 2011 and September 29, 2011. Both workshops will be held at NICC downtown from 9 am to 3 pm.

Our main focus will be in making twin sized bed quilts for the women in New Beginnings, the domestic abuse program for women in our tri-state area who are recovering from an abusive situation.

Sister Charla Bulko, director of New Beginnings, in an email said: *"the more you tell me (about the quilts) the more I believe your crew was sent from heaven."* So "angels" let's do our best at the workshops or if you're not able to attend the workshops, support the work in other ways.

Cable Car Quilters are sponsoring a bus trip

Joan Oberfoell

To the AQS Quilt Show in Des Moines, IA at the Wells Fargo Center on Friday September 30. (Due to a complication with the bus company, there will only be one bus to Des Moines. This bus trip is open to the general public.

Apparently the bus company overbooked.)

The bus will leave from Walmart in Dubuque at 6 AM, returning by 7:30 PM.

Rest stops at the Tanger Mall on I- 80, Williamsburg, IA.

Cost is for the bus only is \$ 34.00 per person.

Tickets available at the door—\$ 8.00 for AQS members, general admission \$ 10.00

Make checks payable to Cable Car Quilters, mail to

Joan Oberfoell 17665 Gondola Dr. Dubuque, IA 52001.

Reservations by calling 563-588-4880 or e- mail joberfoell@msn.com



303 S. Commerce
Galena, IL 61036



(815) 776-0034

<http://www.phatquarters.info>

email: info@phatquarters.info

Winter Hours
Mon-Thurs 10:30am–4pm
Fri–Sat 10am–5pm
Sun 10:30am–3pm

Fundraising

Karen Demaree

There is still time to take a chance on the lovely quilt that will be awarded in September. The funds generated help pay for the charms for the mystery quilt participants, so if you are collecting the charms, please consider purchasing a ticket or two – only \$1 each.

*"What you sew on Sunday,
You rip out on Monday!"*



Swap Club

Ruth Lyon

Please bring SEVENTEEN (17) 6-inch squares of SILVER color fabric to the August 15th meeting in a plastic bag marked with your name. The fabrics may be solid-color or print but the Color of the month should be prominent. Please use Good-Quality 100% cotton fabric that has been pre-washed and pressed. If you miss a meeting, please send your squares with a friend, if possible. All squares must be turned in on or before the November meeting. If you have questions, contact me at rrlyon@mchsi.com or 563-583-7285.

Here are the colors for the coming months:

September: Tangerine • October: Umber (brown) • November: Violet

TWO Organizing Tips

1. Organize someone else's space first. At first I thought this was just a great way to procrastinate. But according to professional organizer Carolyn Woods, this trick helps get you in the organizing mood, and when you see how great your friend's space looks, you'll want to do the work to get yours looking that way, too.



Retractable electric cord.

2. Install retractable electric cords near the ceiling. Who knew? Apparently, quilt and fabric artist Sue Bleiweiss did. She added these during her new studio construction and now she can control all the outlets with one master switch, and no one trips over cords on the floor.

Congratulations Jo on your hexagon quilt, being juried into the AQS show in Des Moines.



JoQuilter Fabrics

Home of the "Big Stitch"



128 South Riverview, Bellevue, IA

email: joquilter@iowatelecom.net

website: www.joquilter.com

Open: 11am–4pm • Thurs • Fri • Sat • Sun • Mon

Phone 563-872-3473

While you're here, enjoy the rest of Bellevue and Jackson County!





Barb Manders
6989 Hwy 52
Bellevue, IA 520311

August 2011

website

<http://www.cablecarquilters.com>

mailing address

Cable Car Quilters
P. O. Box 1147, Dubuque, IA 52001

Mission Statement

The Cable Car Quilters Guild is organized to promote quilting and related fiber arts. The guild will conduct educational programs in the techniques and design of making both heirloom and modern quilts. The guild will, from time to time, make charitable quilts for distribution to individuals and organizations.

Cable Car Quilters Guild Officers 2011

President— Karen Cowell 563-552-1533 18383 Paradise Hts Rd, Durango IA 52039 KarenCowellJ@aol.com
1st VP—Bert Walker 608-725-5317 515 Pennsylvania St., Cassville WI 53806 rpwalkerz3@yahoo.com
Program Coordinator— Barb Brockett 563-564-0993 1131 #2 Main Street, Dubuque IA 52001 bjbsews@yahoo.com
Treasurer— Elaine Mitchell 563-588-1691 15356 Abbey Circle Peosta, IA 52068 diettou@gmail.com
Secretary— Jean Rieniets 563-588-4413 - 2133 Graham Circle, Dubuque, IA 52002 jrieniets@yahoo.com
Membership—Cristina Putnam 609-496-3306 1366 Thomas Place Dubuque, IA 52001 cputnam71@yahoo.com
Newsletter—Barb Orfield 563-583-7507 2432 Briarwood Dr, Dubuque, IA 52001

Barb Manders 563-556-6419 6989 Hwy 52, Bellevue, IA 52031 bmanders@netins.net

Advertising—editor of newsletter—email mailings—not a board member

Fundraising—Karen Demaree 608-348-5094 820 E. Mineral, Apt. B, Platteville WI 53818 quilthyme@yahoo.com
Quilt Show—Barb Mills 563-773-2304 595 St Catherine Rd., Bellevue IA 52031 millsdb@jcwifi.com

Cable Car Quilters Committees 2011

Community Service—Pauline Maloney 563-557-8160 506 St. George St, Dubuque, IA 52003 p.maloney@hotmail.com
Retreat Coordinator—Kathy Dulco 815-757-4661 3884 N Lonergan, East Dubuque, IL nanadulzo@gmail.com
Tech ED
Librarian—Mary Nauman 563-588-1737 2464 Pearl St Dubuque, IA 52001 86gad10@q.com
Show and Tell— Sharon Klocker 563-588-1577 3226 Honeysuckle Ln. Dubuque IA 52001